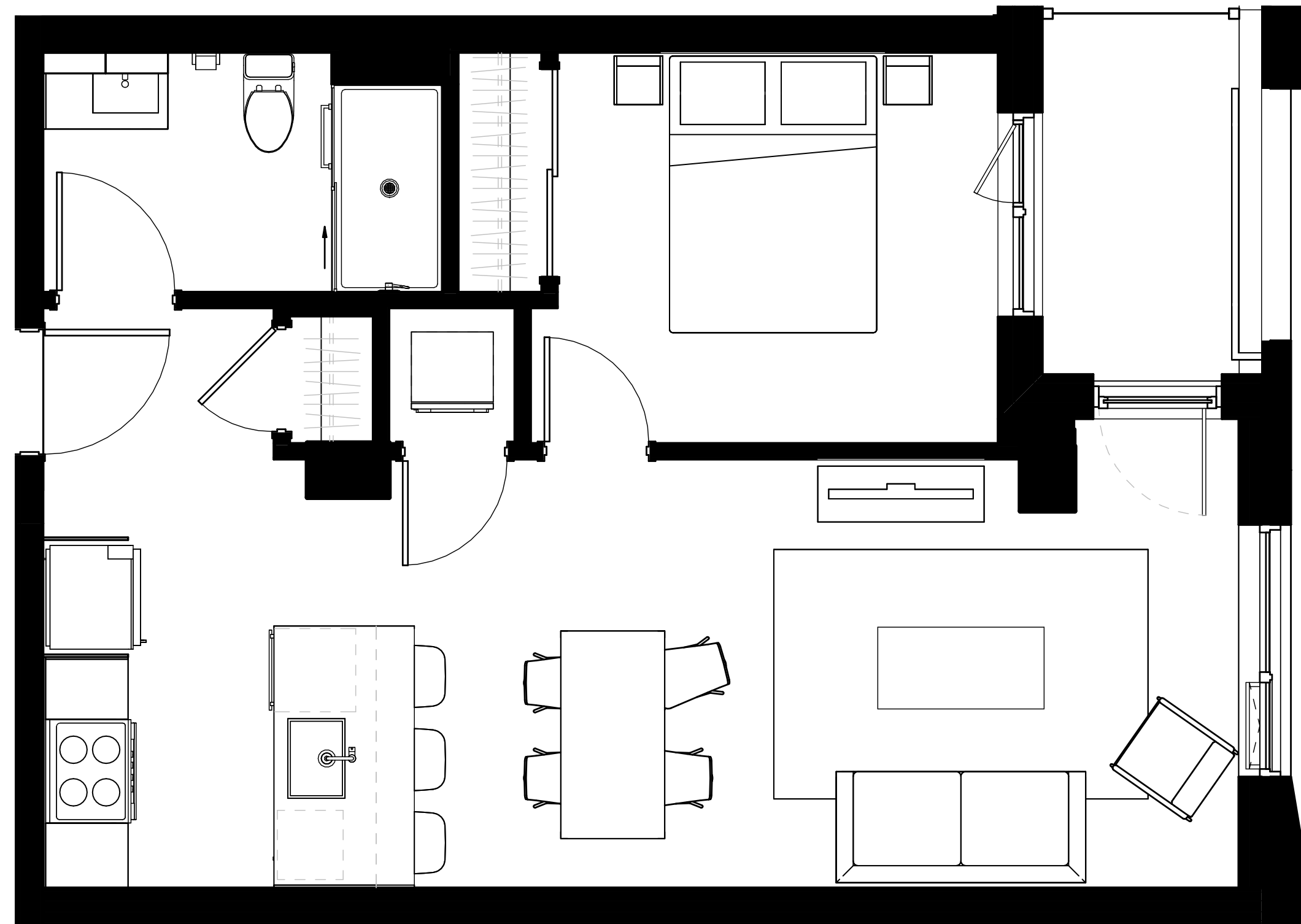


# CHAPITRE

## BOIS-FRANC



CUISINE  
8' - 5" X 9' - 11"

SALON  
11' - 4" X 10' - 4"

SALLE A MANGER  
7' - 6" X 10' - 4"

CHAMBRE  
10' - 7" X 9' - 5"

SALLE DE BAIN (DOUCHE)  
9' - 7" X 5' - 9"

ENTRÉE  
5' - 6" X 5' - 4"

LOGGIA  
8' - 7" X 4' - 9"

3 1/2

étage  
0<sup>e</sup>

unité  
3A.1



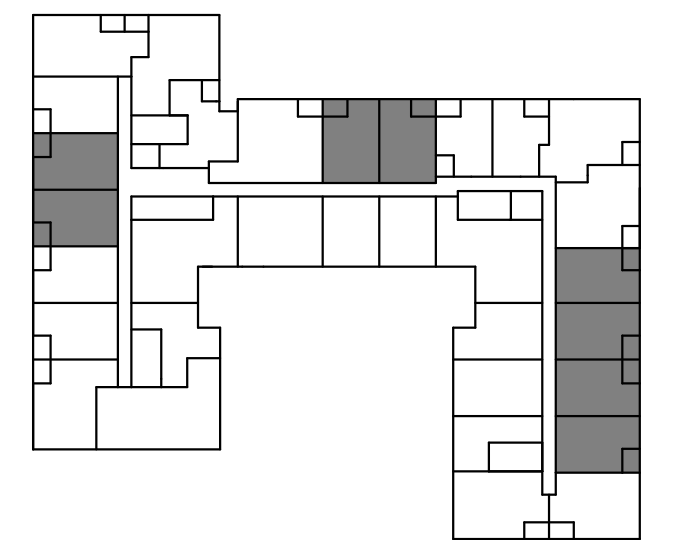
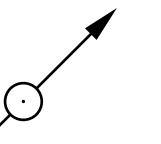
600 pi ca

Plafond 9'

Aire ouverte

Loggia

Orientation  
Nord-Ouest

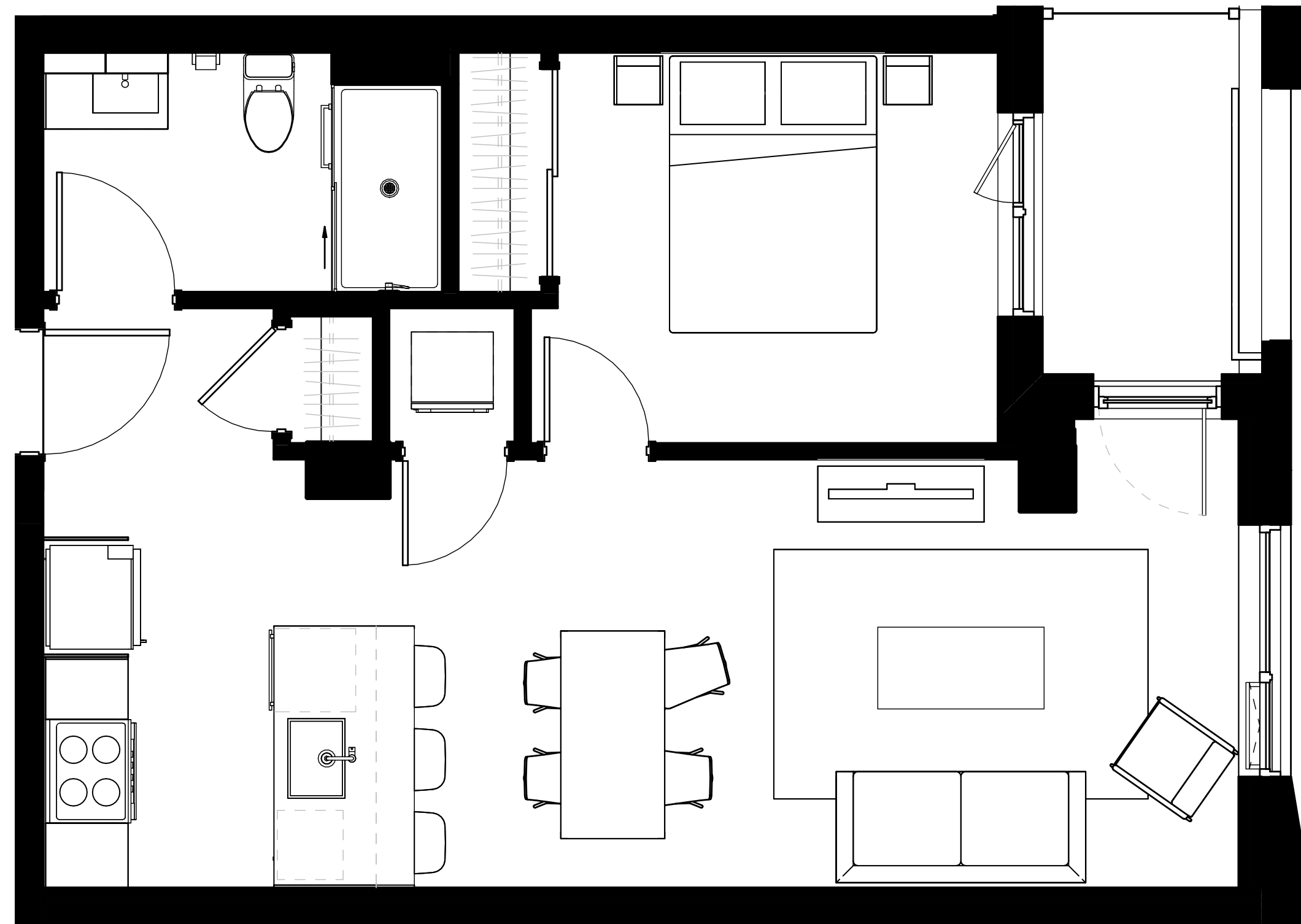


Boul. Marcel-Laurin

Boul. Henri-Bourassa

# CHAPITRE

## BOIS-FRANC



CUISINE  
8' - 5" X 9' - 11"

SALON  
11' - 4" X 10' - 4"

SALLE A MANGER  
7' - 6" X 10' - 4"

CHAMBRE  
10' - 7" X 9' - 5"

SALLE DE BAIN (DOUCHE)  
9' - 7" X 5' - 9"

ENTRÉE  
5' - 6" X 5' - 4"

LOGGIA  
8' - 7" X 4' - 9"

3 1/2

étage  
0<sup>e</sup>

unité  
3A.1



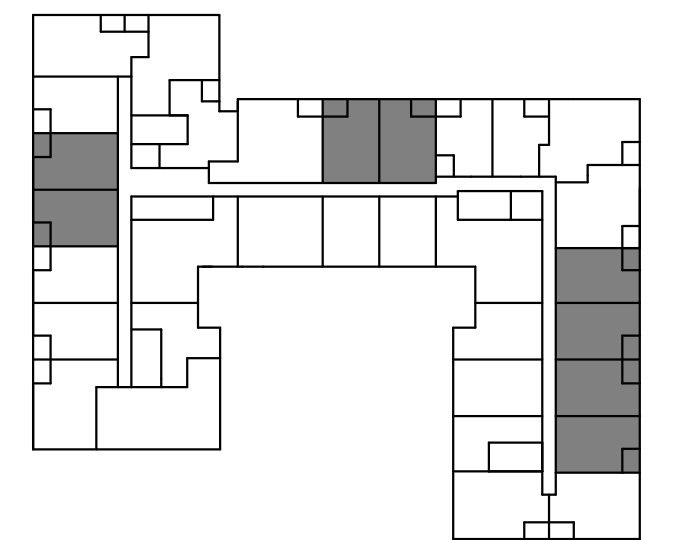
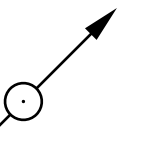
600 pi ca

Plafond 9'

Aire ouverte

Loggia

Orientation  
Nord-Ouest

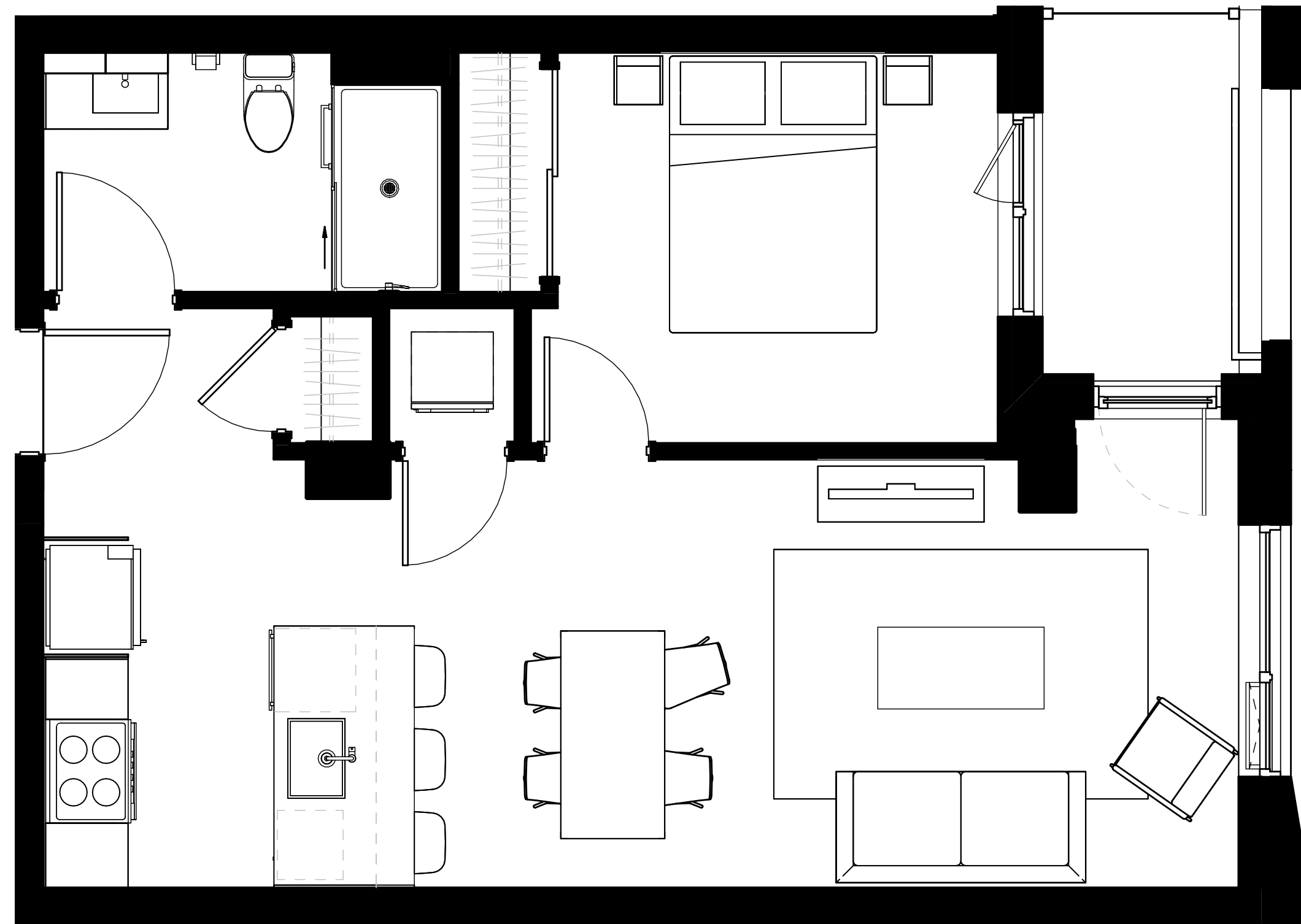


Boul. Marcel-Laurin

Boul. Henri-Bourassa

# CHAPITRE

## BOIS-FRANC



CUISINE  
8' - 5" X 9' - 11"

SALON  
11' - 4" X 10' - 4"

SALLE A MANGER  
7' - 6" X 10' - 4"

CHAMBRE  
10' - 7" X 9' - 5"

SALLE DE BAIN (DOUCHE)  
9' - 7" X 5' - 9"

ENTRÉE  
5' - 6" X 5' - 4"

LOGGIA  
8' - 7" X 4' - 9"

3 1/2

étage  
0<sup>e</sup>

unité  
3A.1



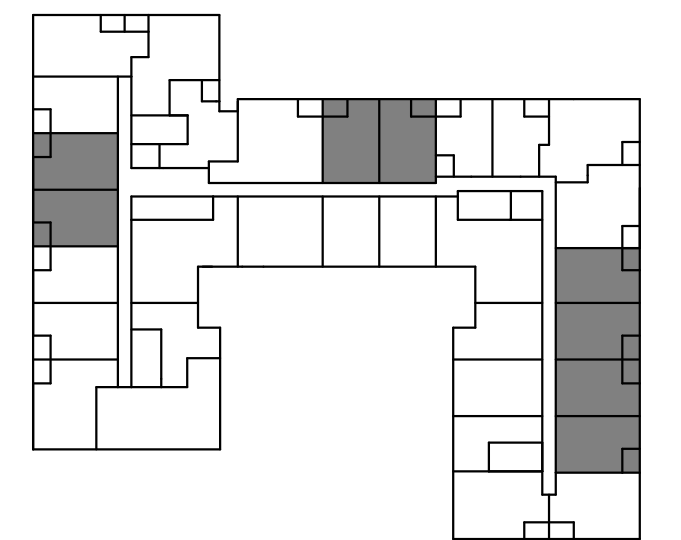
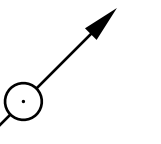
600 pi ca

Plafond 9'

Aire ouverte

Loggia

Orientation  
Nord-Ouest



Boul. Marcel-Laurin

Boul. Henri-Bourassa

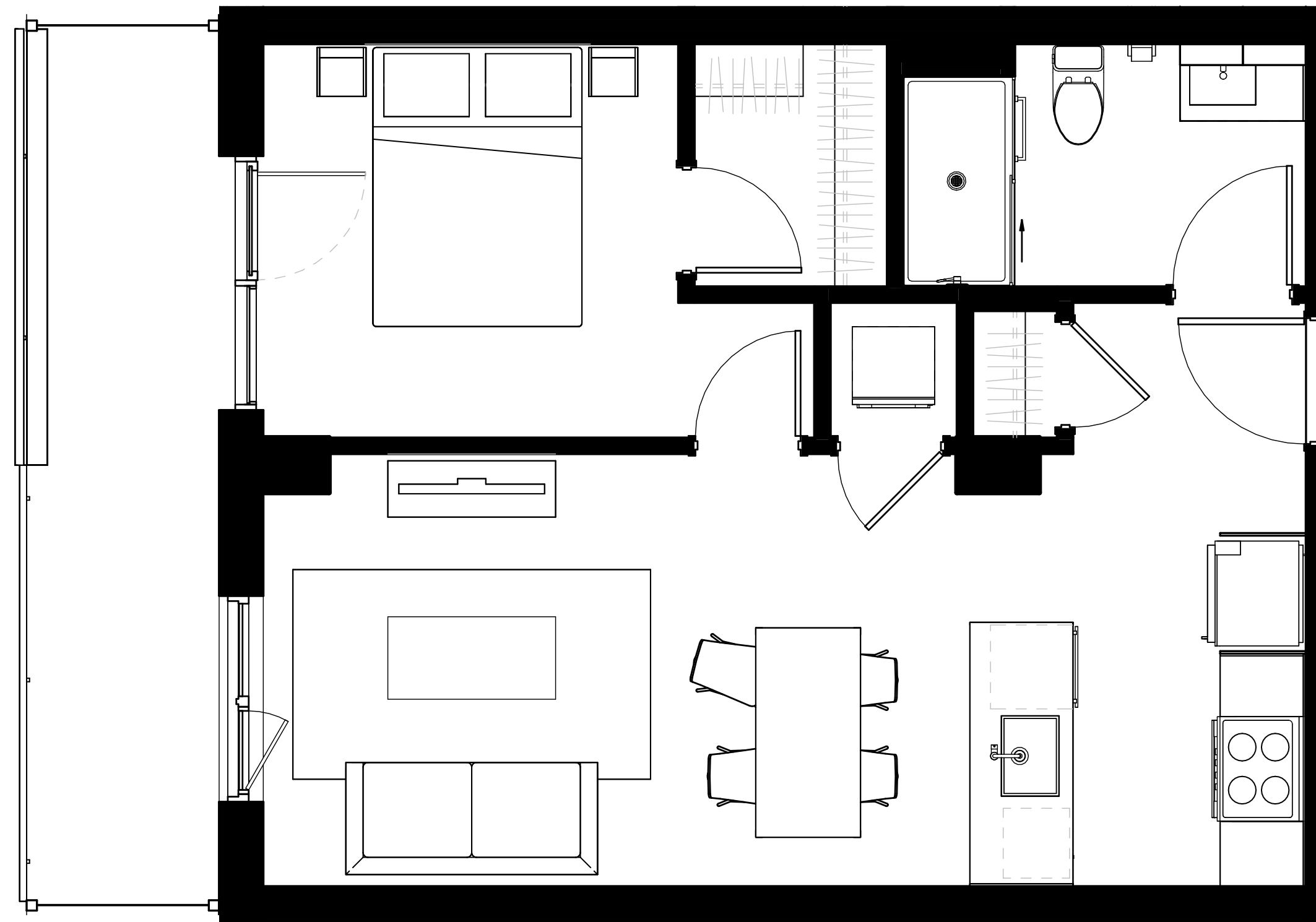
# CHAPITRE

## BOIS-FRANC

3 1/2

étage  
0<sup>e</sup>

unité  
3A.2



  
560 pi ca

Plafond 9'  
Aire ouverte  
Walk-In chambre principale  
Coursive

CUISINE  
8'-5" X 8'-0"

SALON  
9'-3" X 10'-4"

SALLE A MANGER  
7'-7" X 10'-4"

CHAMBRE  
10'-1" X 9'-5"

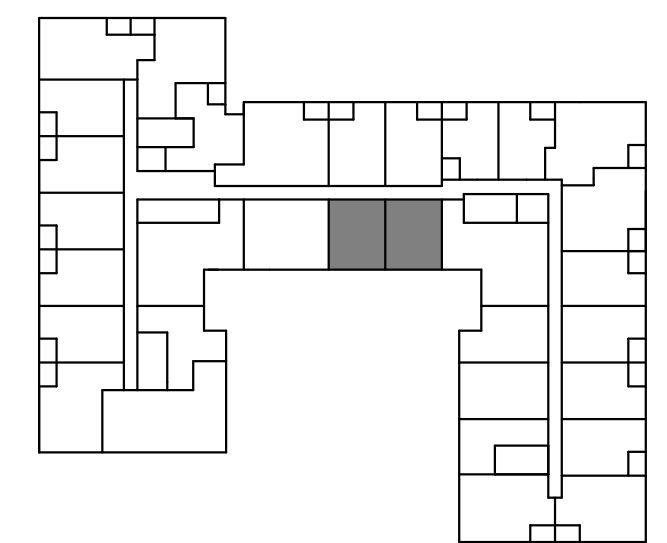
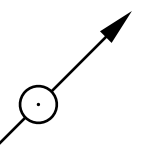
WALK IN  
4'-7" X 5'-9"

SALLE DE BAIN (DOUCHE)  
9'-7" X 5'-9"

ENTRÉE  
5'-6" X 5'-4"

COURSIVE  
20'-10" X 4'-4"

Orientation  
Sud-Est

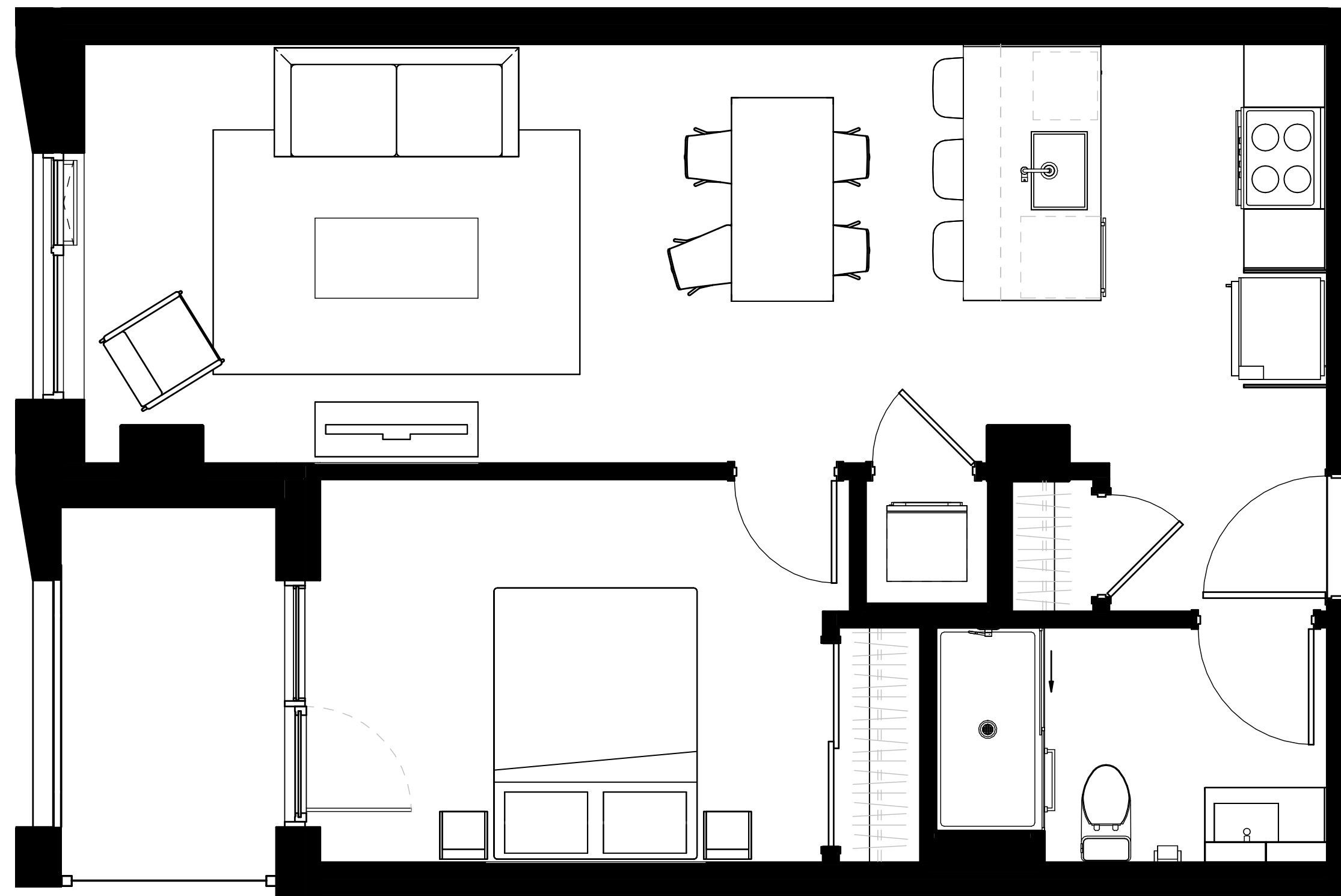


Boul. Marcel-Laurin

Boul. Henri-Bourassa

# CHAPITRE

## BOIS-FRANC



CUISINE  
8' - 11" X 8' - 5"

SALON  
12' - 2" X 10' - 4"

SALLE A MANGER  
9' - 5" X 10' - 4"

CHAMBRE  
12' - 8" X 9' - 5"

SALLE DE BAIN (DOUCHE)  
9' - 7" X 5' - 9"

ENTRÉE  
5' - 4" X 5' - 6"

LOGGIA  
9' - 1" X 5' - 6"

3 1/2

étage  
0<sup>e</sup>

unité  
3A.3



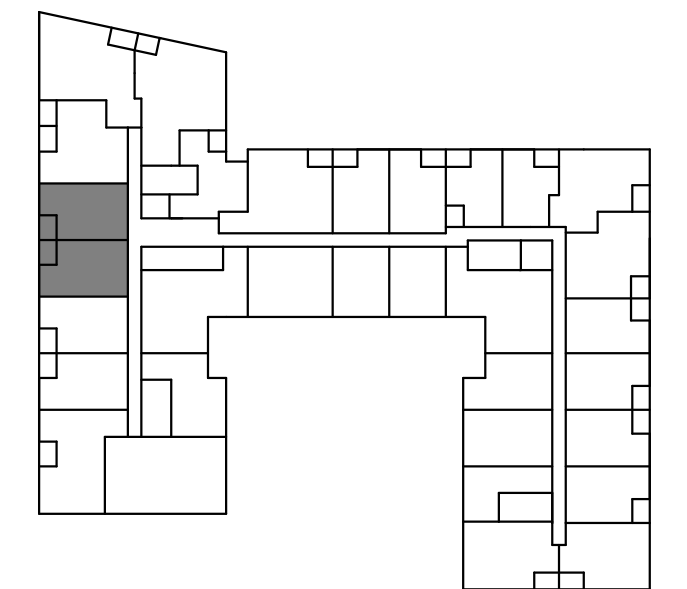
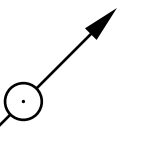
630 pi ca

Plafond 9'

Aire ouverte

Loggia

Orientation  
Sud-Ouest

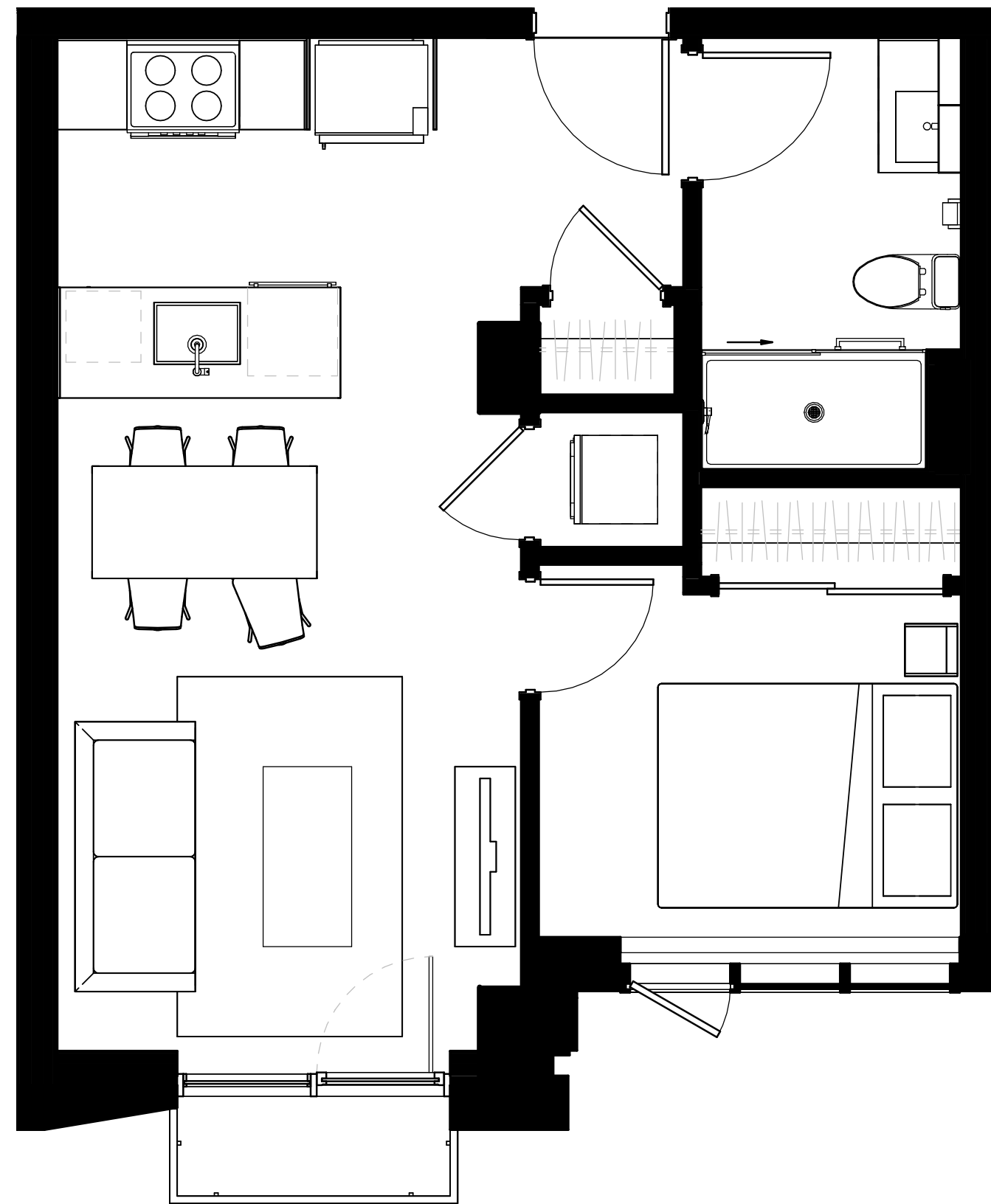


Boul. Marcel-Laurin

Boul. Henri-Bourassa

# CHAPITRE

## BOIS-FRANC



CUISINE  
8'-5" X 8'-0"

SALON  
8'-5" X 6'-2"

SALLE A MANGER  
10'-4" X 8'-10"

CHAMBRE  
9'-5" X 7'-8"

SALLE DE BAIN (DOUCHE)  
5'-9" X 9'-7"

ENTRÉE  
5'-6" X 5'-4"

BALCON  
6'-1" X 2'-3"

3 1/2

étage  
0<sup>e</sup>

unité  
3A.4



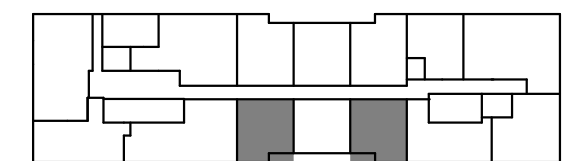
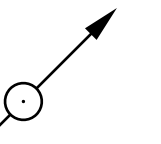
495 pi ca

Plafond 9'

Aire ouverte

Balcon

Orientation  
Sud-Est

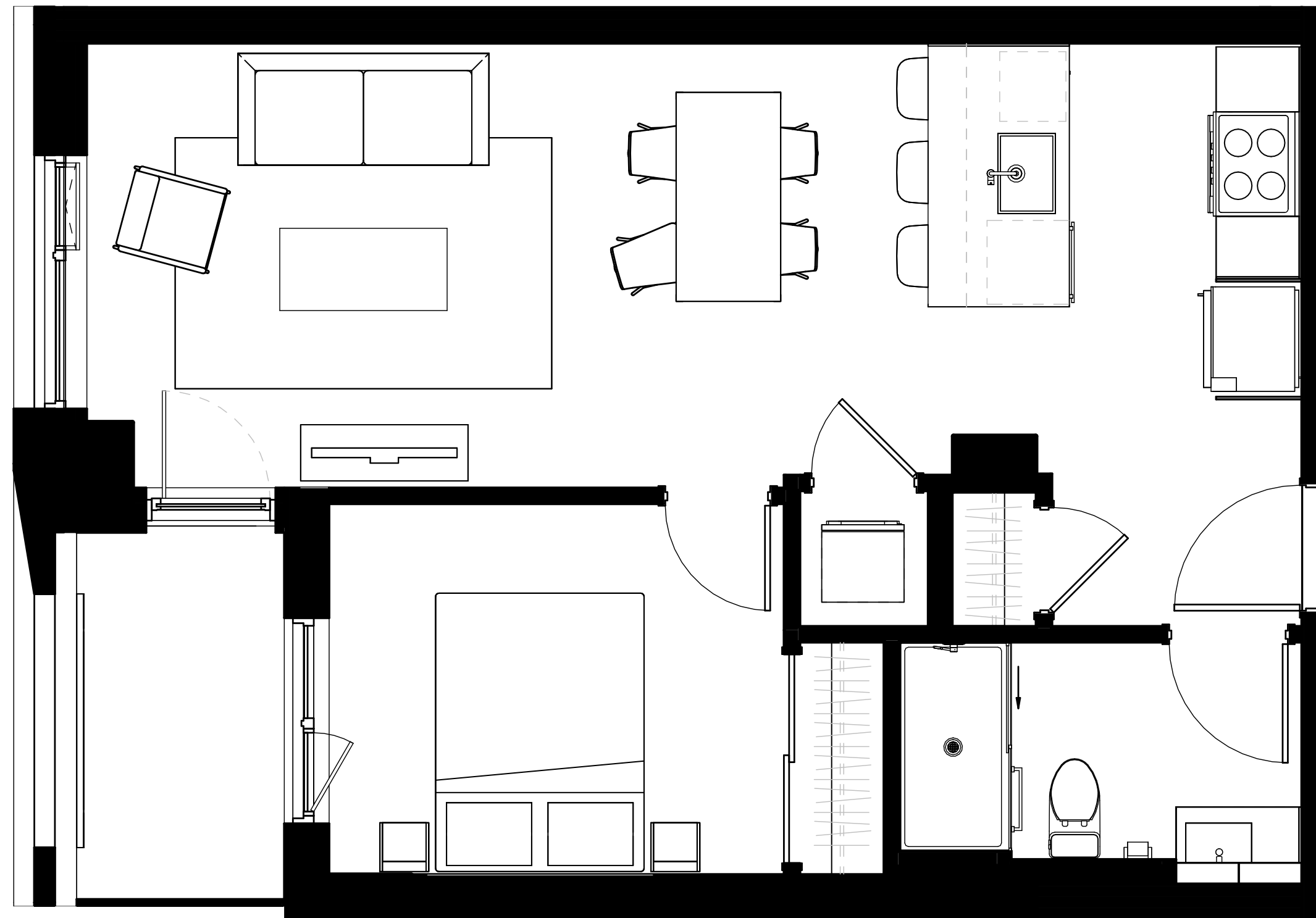


Boul. Marcel-Laurin

Boul. Henri-Bourassa

# CHAPITRE

## BOIS-FRANC



CUISINE  
9'-5" X 8'-11"

SALON  
11'-1" X 10'-8"

SALLE A MANGER  
9'-0" X 9'-5"

CHAMBRE  
10'-10" X 8'-11"

SALLE DE BAIN (DOUCHE)  
9'-7" X 5'-2"

ENTRÉE  
6'-0" X 4'-7"

LOGGIA  
8'-9" X 5'-0"

3 1/2

étage  
0<sup>e</sup>

unité  
3A.5



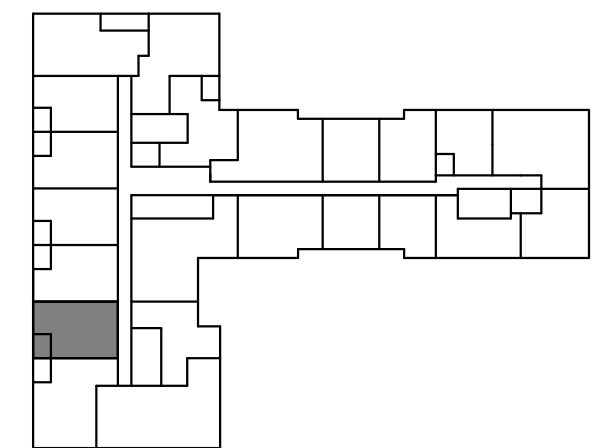
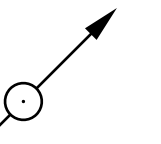
605 pi ca

Plafond 9'

Aire ouverte

Loggia

Orientation  
Sud-Ouest

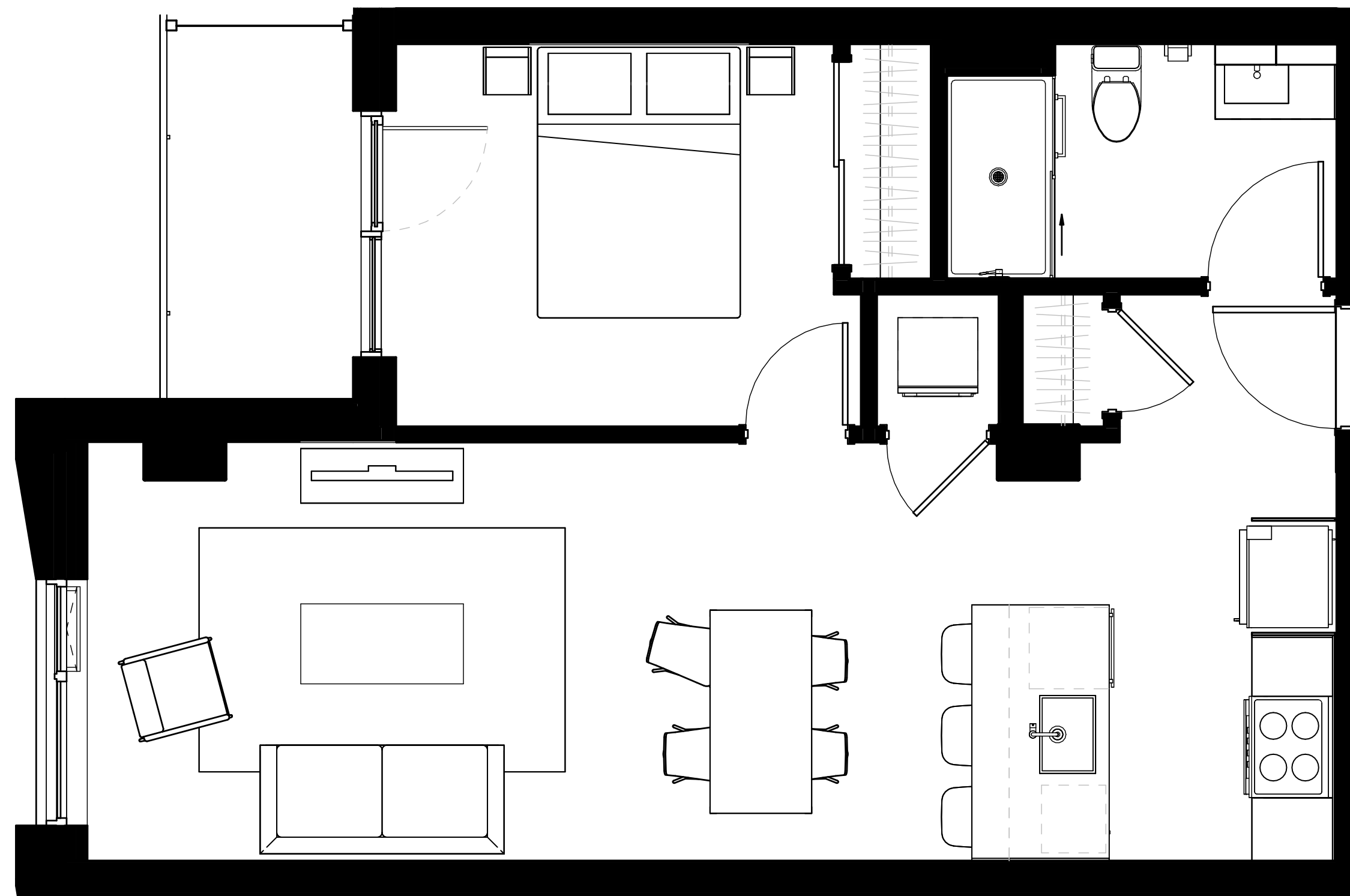


Boul. Marcel-Laurin

Boul. Henri-Bourassa

# CHAPITRE

## BOIS-FRANC



CUISINE  
9'-0" X 8'-5"

SALON  
11'-9" X 10'-4"

SALLE A MANGER  
10'-0" X 10'-4"

CHAMBRE  
11'-9" X 9'-5"

SALLE DE BAIN (DOUCHE)  
9'-7" X 5'-9"

ENTRÉE  
5'-4" X 5'-6"

COURSIVE  
9'-1" X 4'-9"

3 1/2

étage  
0<sup>e</sup>

unité  
3A.6



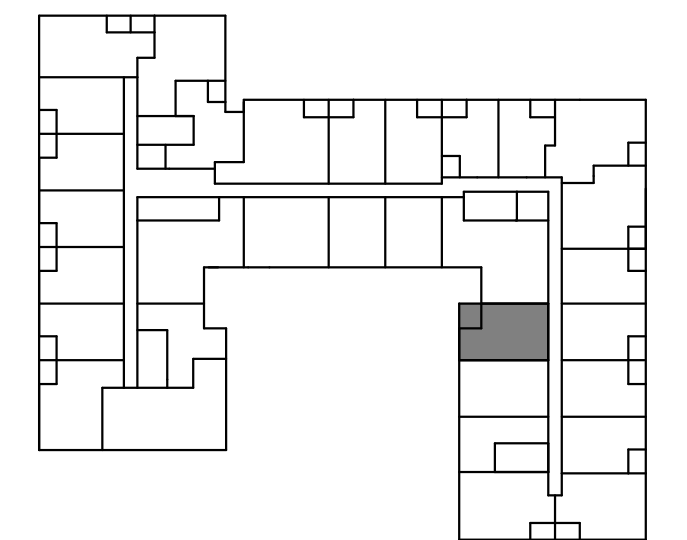
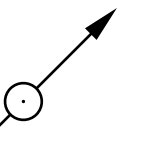
620 pi ca

Plafond 9'

Aire ouverte

Coursive

Orientation  
Sud-Ouest

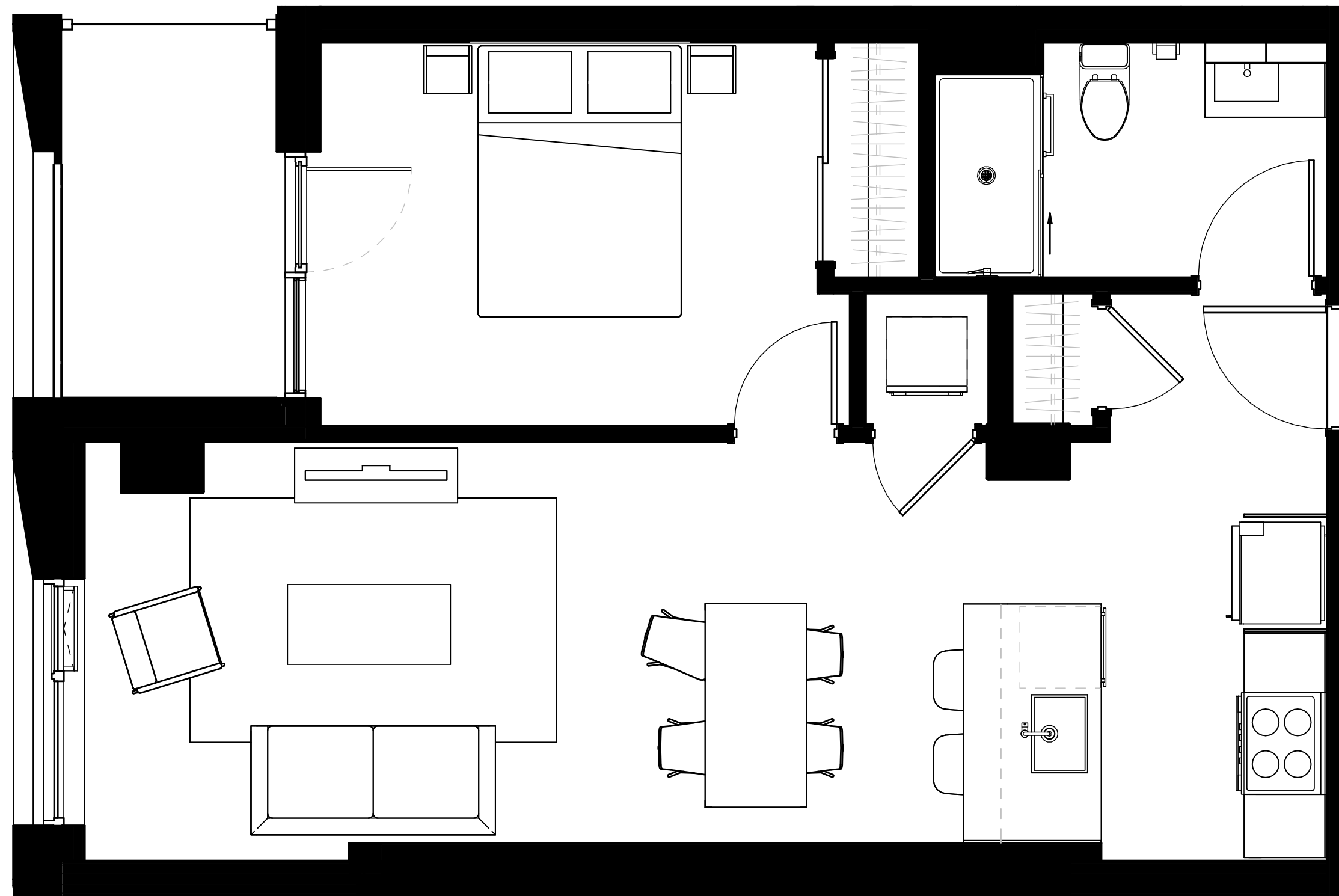


Boul. Marcel-Laurin

Boul. Henri-Bourassa

# CHAPITRE

## BOIS-FRANC



CUISINE  
8'-6" X 8'-11"

SALON  
11'-7" X 9'-11"

SALLE A MANGER  
10'-0" X 9'-11"

CHAMBRE  
12'-7" X 9'-5"

SALLE DE BAIN (DOUCHE)  
9'-8" X 5'-9"

ENTRÉE  
5'-4" X 5'-5"

LOGGIA  
9'-1" X 5'-6"

3 1/2

étage  
0<sup>e</sup>

unité  
3A.7



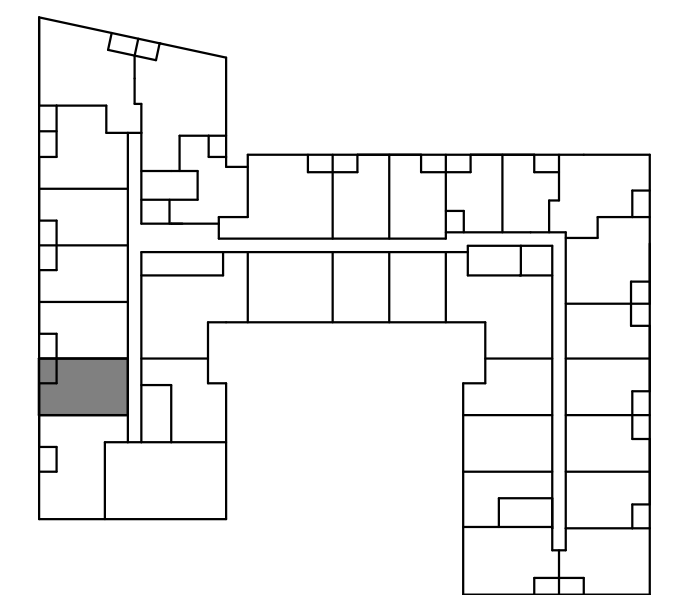
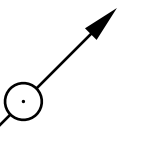
630 pi ca

Plafond 9'

Aire ouverte

Loggia

Orientation  
Sud-Ouest

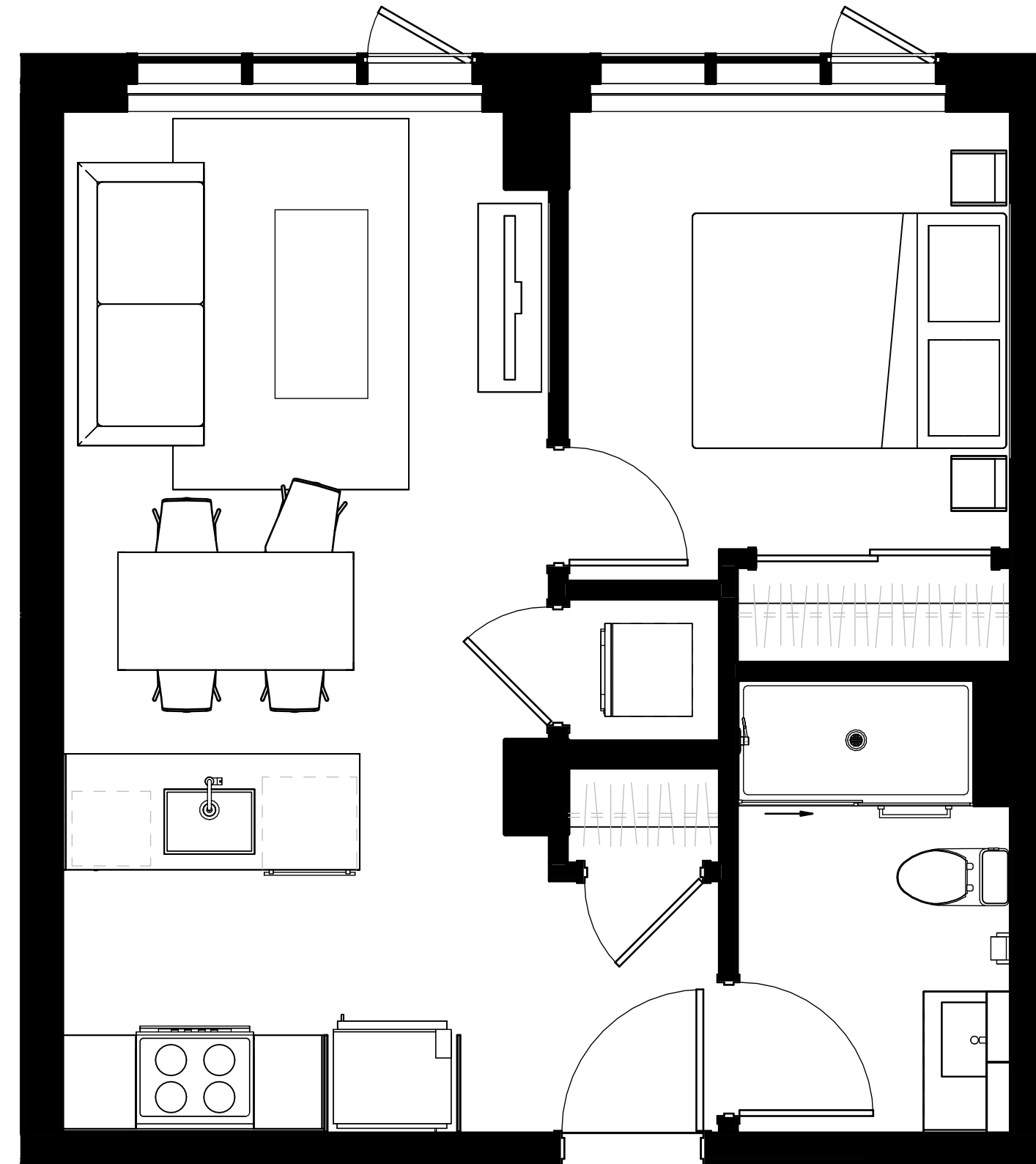


Boul. Marcel-Laurin

Boul. Henri-Bourassa

# CHAPITRE

## BOIS-FRANC



CUISINE  
8'-5" X 8'-1"

SALON  
10'-4" X 8'-0"

SALLE A MANGER  
8'-5" X 5'-7"

CHAMBRE  
9'-3" X 9'-5"

SALLE DE BAIN (DOUCHE)  
9'-8" X 5'-9"

ENTRÉE  
5'-6" X 5'-4"

3 1/2

étage  
0<sup>e</sup>

unité  
3A.8

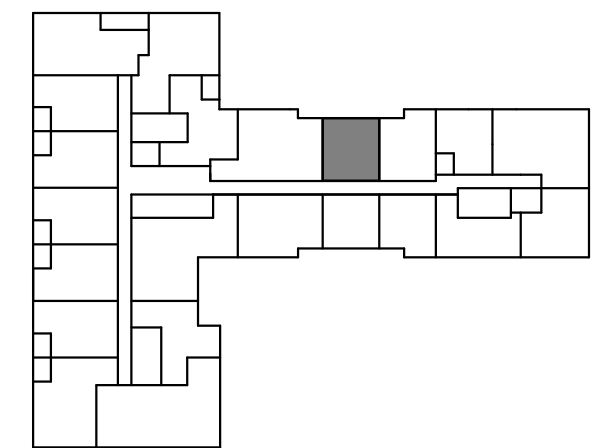
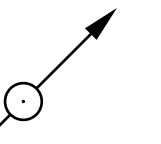


495 pi ca

Plafond 9'

Aire ouverte

Orientation  
Nord-Ouest

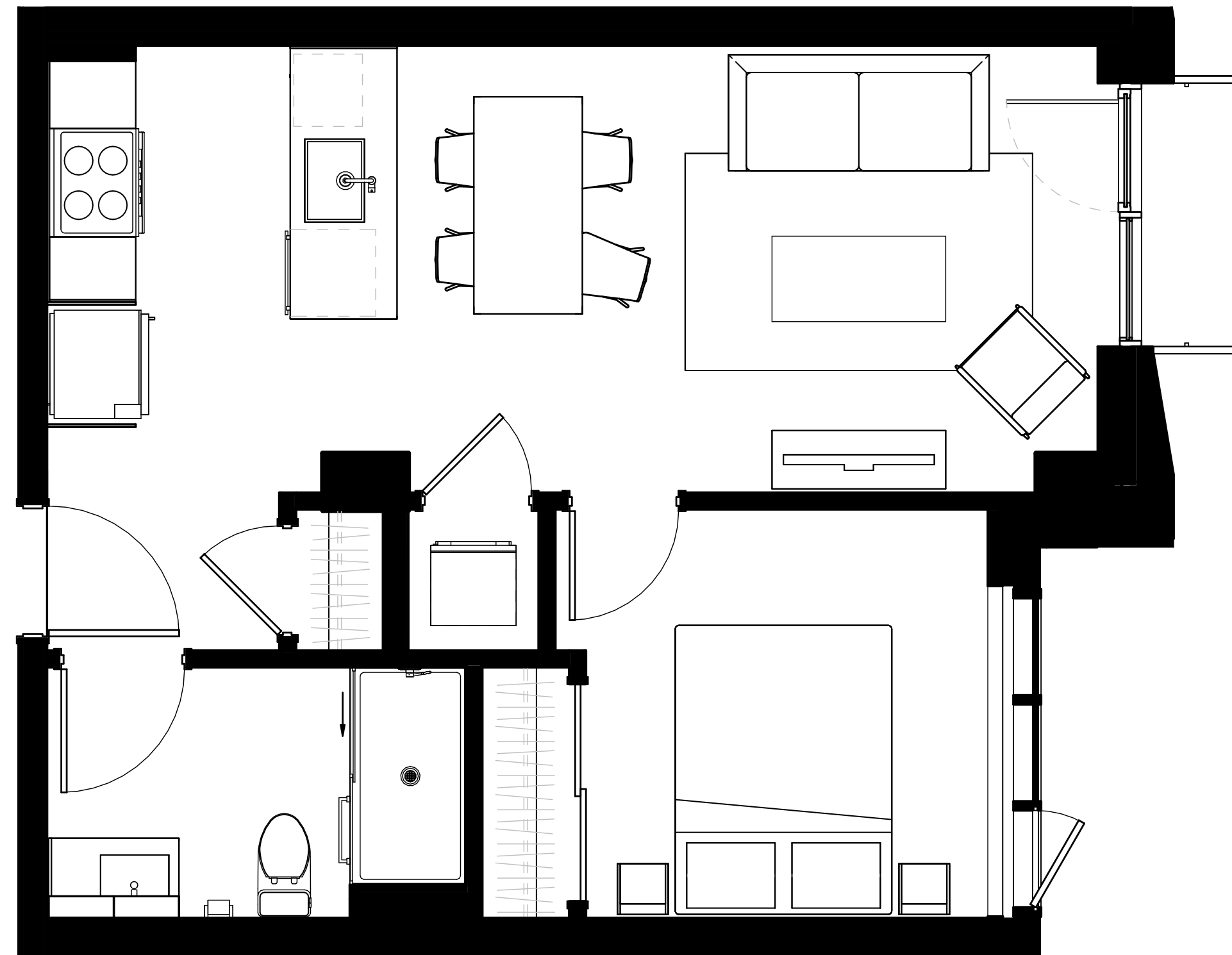


Boul. Marcel-Laurin

Boul. Henri-Bourassa

# CHAPITRE

## BOIS-FRANC



CUISINE  
8'-9" X 8'-1"

SALON  
10'-0" X 10'-4"

SALLE A MANGER  
6'-8" X 10'-4"

CHAMBRE  
9'-3" X 9'-5"

SALLE DE BAIN (DOUCHE)  
9'-8" X 5'-9"

ENTRÉE  
5'-4" X 5'-2"

BALCON  
6'-1" X 2'-3"

3 1/2

étage  
0<sup>e</sup>

unité  
3A.9



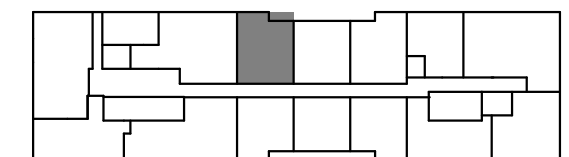
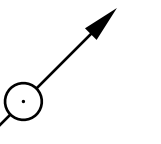
530 pi ca

Plafond 9'

Aire ouverte

Balcon

Orientation  
Nord-Ouest

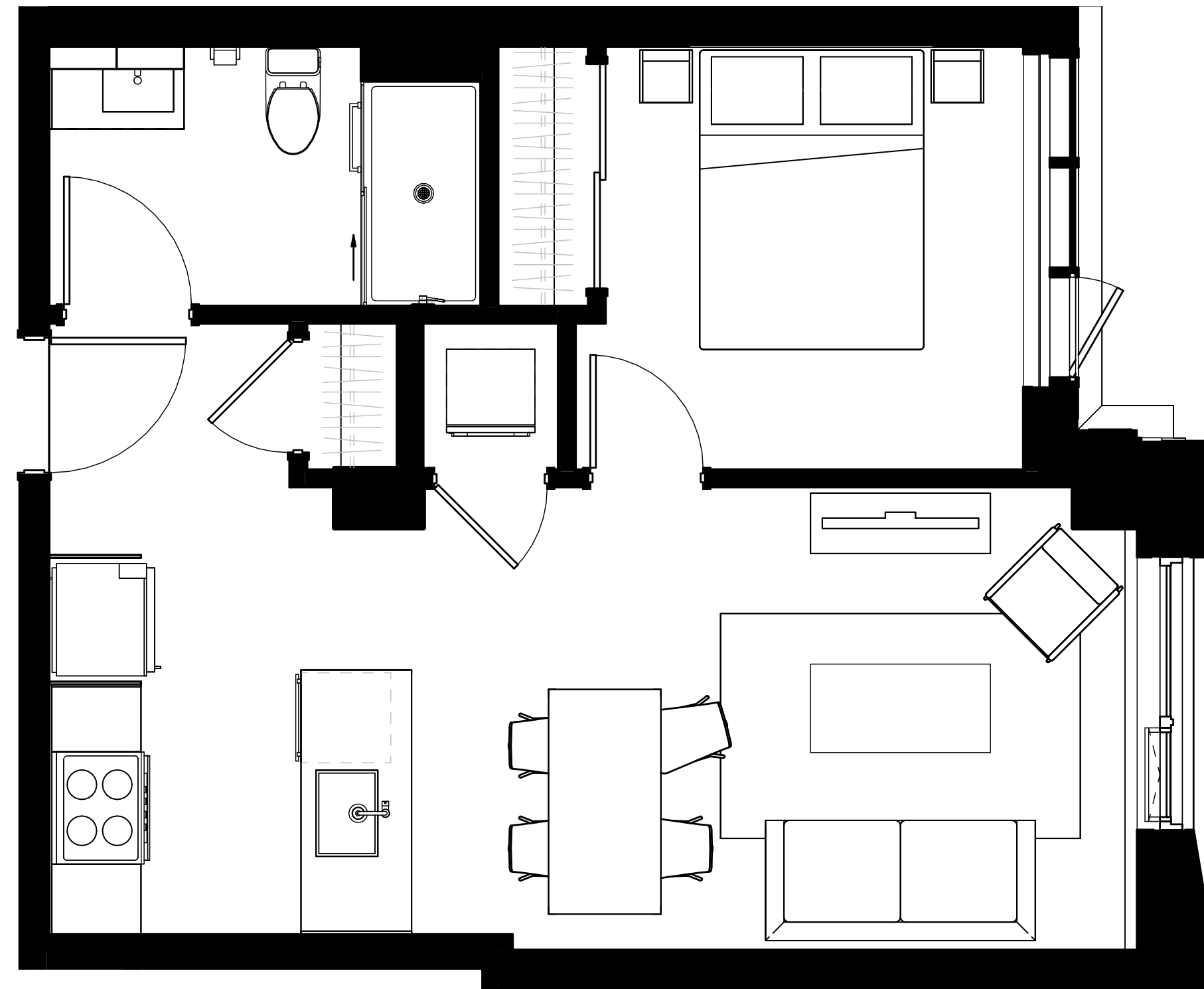


Boul. Marcel-Laurin

Boul. Henri-Bourassa

# CHAPITRE

## BOIS-FRANC



CUISINE  
8'-5" X 8'-1"

SALON  
9'-0" X 10'-4"

SALLE A MANGER  
6'-10" X 10'-4"

CHAMBRE  
9'-3" X 9'-5"

SALLE DE BAIN (DOUCHE)  
9'-7" X 5'-9"

ENTRÉE  
5'-4" X 5'-2"

3 1/2

étage  
0<sup>e</sup>

unité  
3A.10

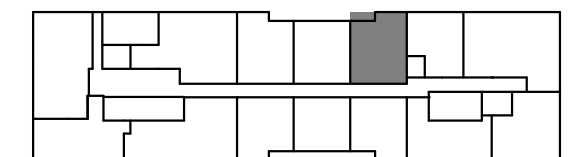
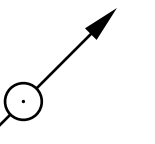


530 pi ca

Plafond 9'

Aire ouverte

Orientation  
Nord-Ouest



Boul. Marcel-Laurin

Boul. Henri-Bourassa

# CHAPITRE

## BOIS-FRANC

3<sup>1/2</sup>

étage  
0<sup>e</sup>

unité  
3A.10

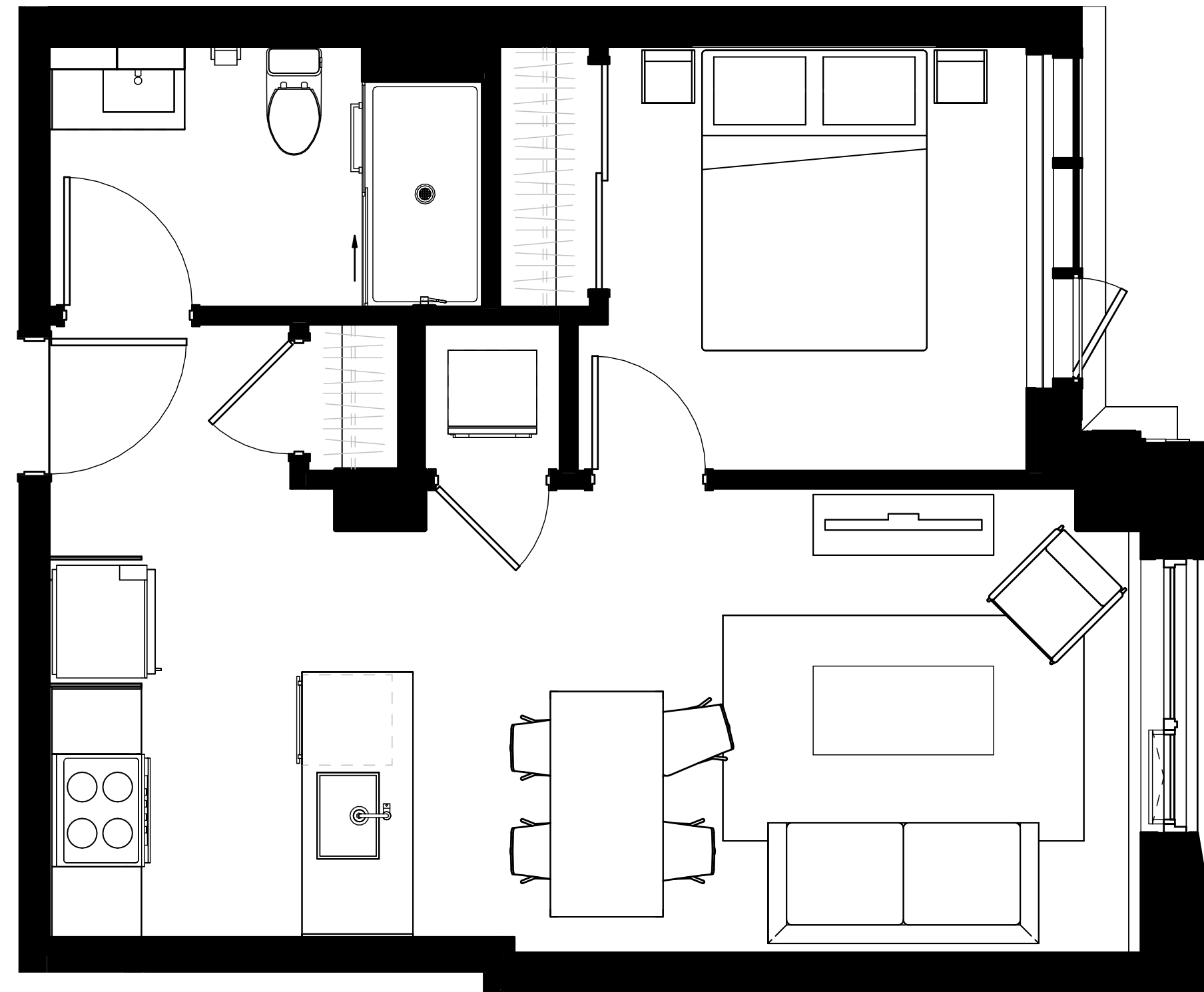


530 pi ca

Plafond 9'

Aire ouverte

Balcon



CUISINE  
8'-5" X 8'-1"

SALON  
9'-0" X 10'-4"

SALLE A MANGER  
6'-10" X 10'-4"

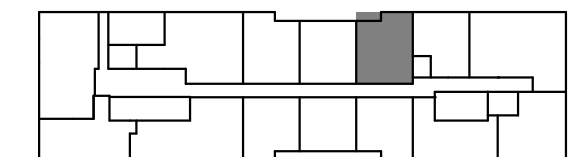
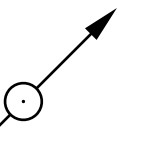
CHAMBRE  
9'-3" X 9'-5"

SALLE DE BAIN (DOUCHE)  
9'-7" X 5'-9"

ENTRÉE  
5'-4" X 5'-2"

BALCON  
0'-0" X 0'-0"

Orientation  
Nord-Ouest



Boul. Marcel-Laurin

Boul. Henri-Bourassa

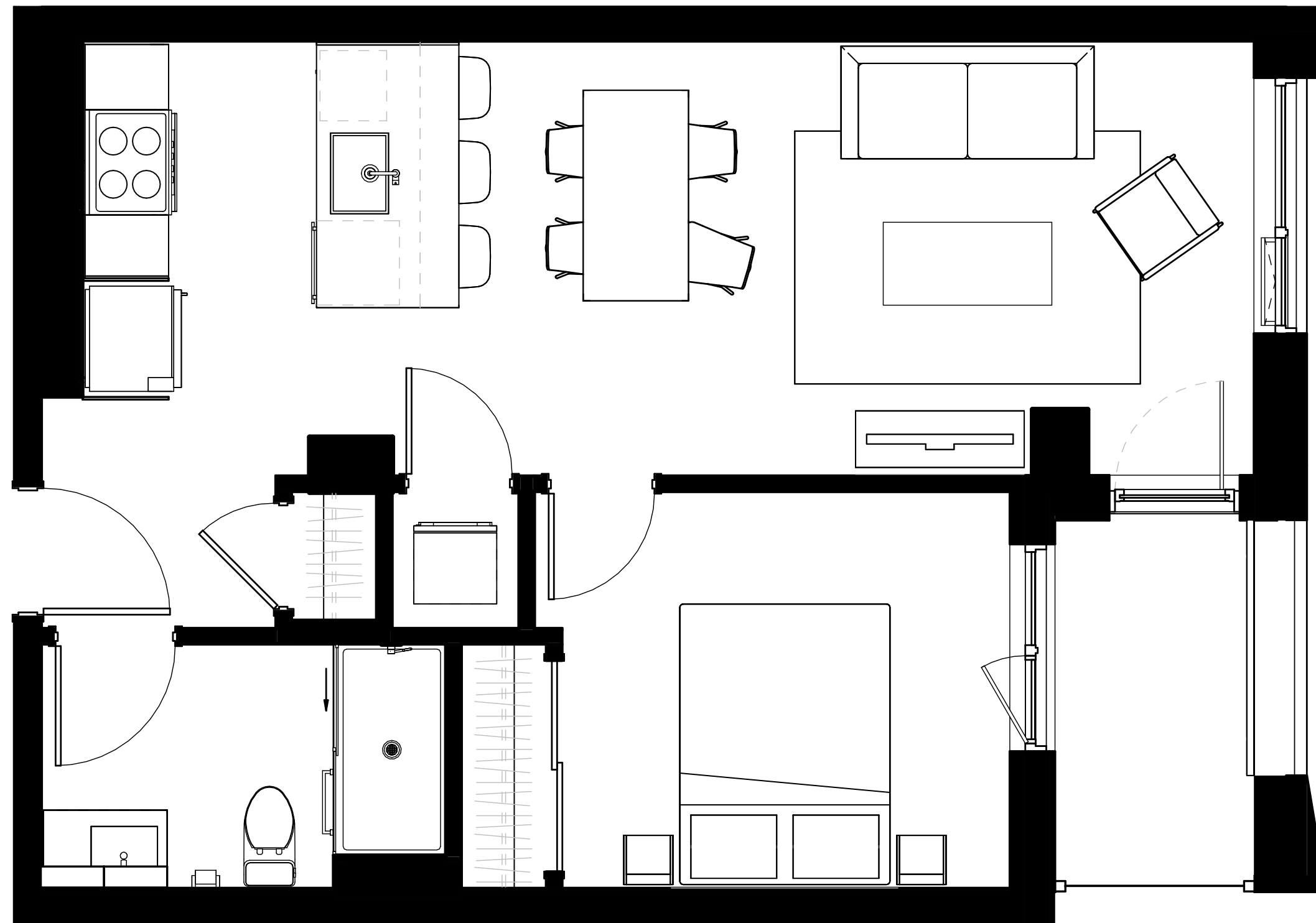
# CHAPITRE

## BOIS-FRANC

3 1/2

étage  
0<sup>e</sup>

unité  
3A.11



  
595 pi ca

Plafond 9'  
Aire ouverte  
Loggia

CUISINE  
8'-11" X 8'-6"

SALON  
10'-11" X 10'-4"

SALLE A MANGER  
8'-0" X 10'-4"

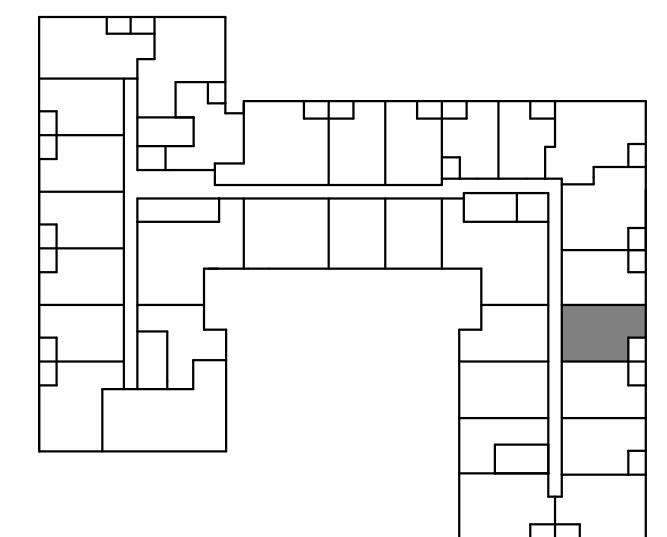
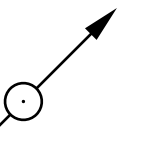
CHAMBRE  
10'-7" X 9'-5"

SALLE DE BAIN (DOUCHE)  
9'-7" X 6'-2"

ENTRÉE  
5'-5" X 5'-4"

LOGGIA  
8'-7" 4' - 9"

Orientation  
Nord-Est

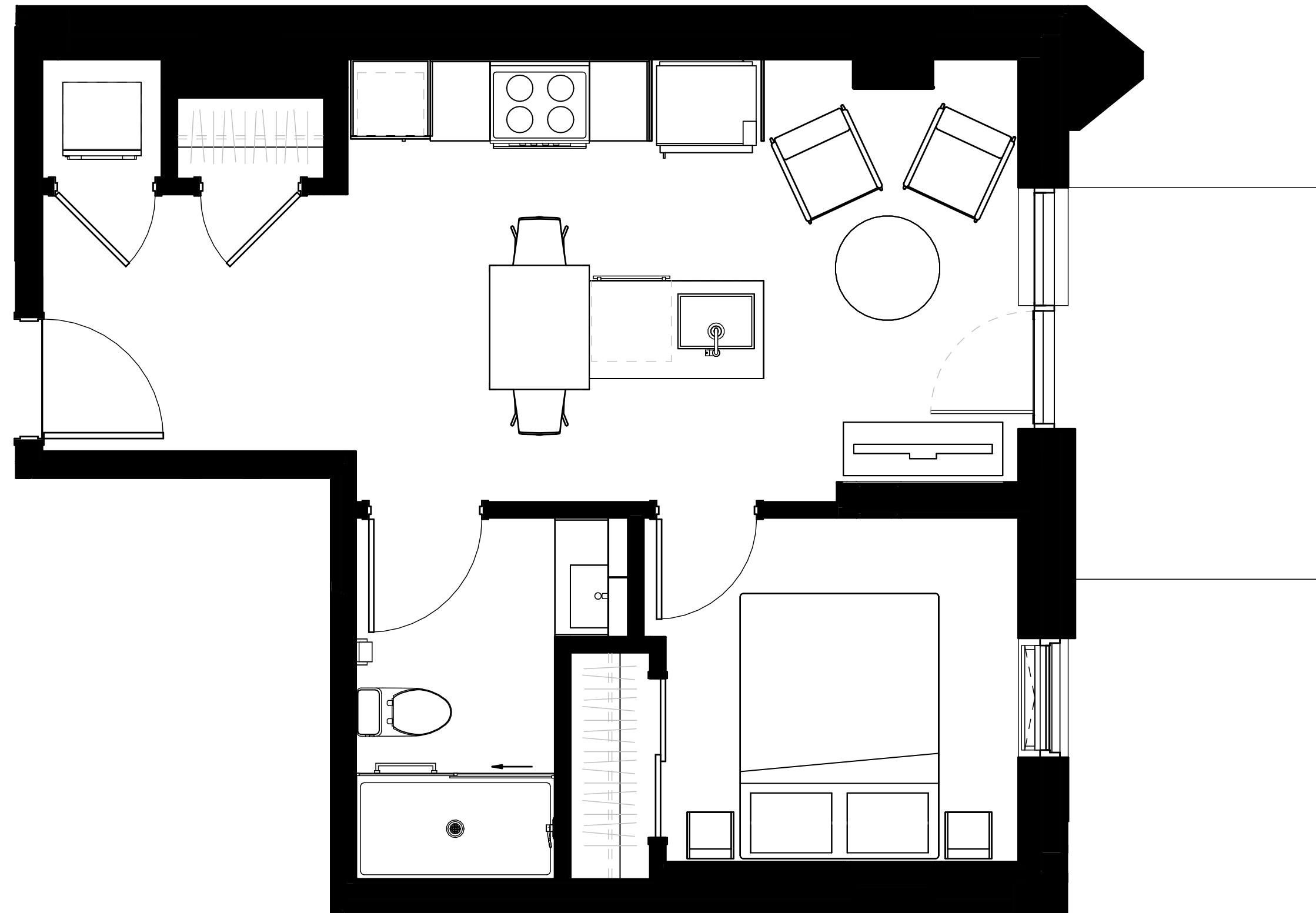


Boul. Marcel-Laurin

Boul. Henri-Bourassa

# CHAPITRE

## BOIS-FRANC



CUISINE/SALLE À MANGER  
10'-6" X 11'-2"

SALON  
6'-5" X 10'-8"

CHAMBRE  
8'-10" X 8'-8"

SALLE DE BAIN (DOUCHE)  
5'-0" X 9'-1"

ENTRÉE  
7'-8" X 6'-6"

TERRASSE  
9'-10" X 6'-7"

3 1/2

étage  
0<sup>e</sup>

unité  
3B



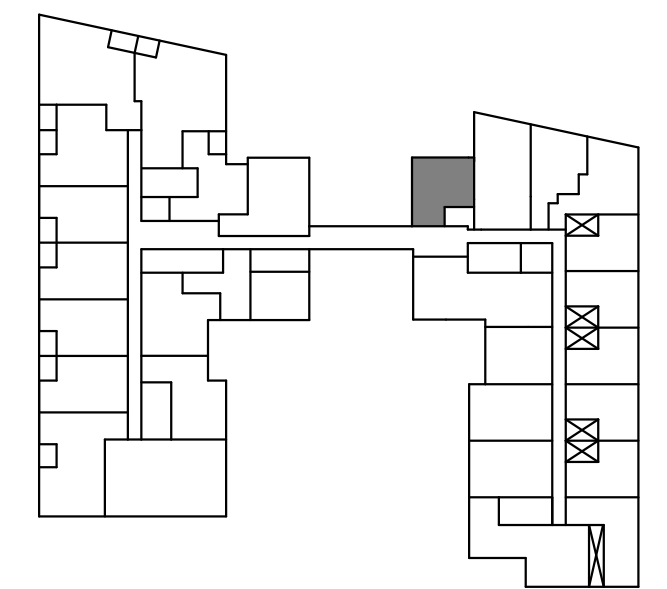
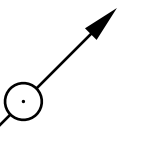
510 pi ca

Plafond 9'

Aire ouverte

Terrasse

Orientation  
Sud-Ouest

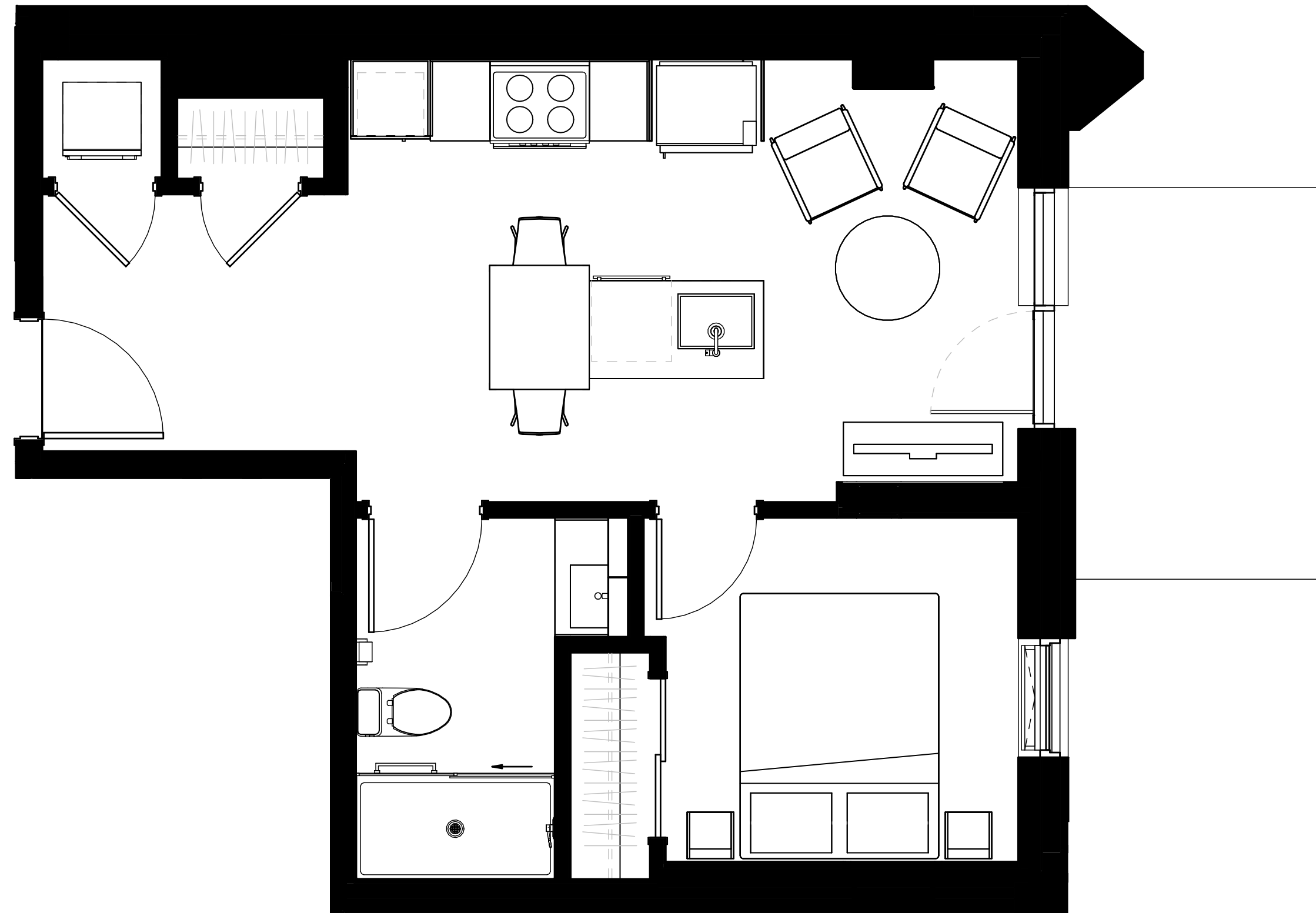


Boul. Marcel-Laurin

Boul. Henri-Bourassa

# CHAPITRE

## BOIS-FRANC



CUISINE/SALLE À MANGER  
10'-6" X 11'-2"

SALON  
6'-5" X 10'-8"

CHAMBRE  
8'-10" X 8'-8"

SALLE DE BAIN (DOUCHE)  
5'-0" X 9'-1"

ENTRÉE  
7'-8" X 6'-6"

3 1/2

étage  
0<sup>e</sup>

unité  
3B

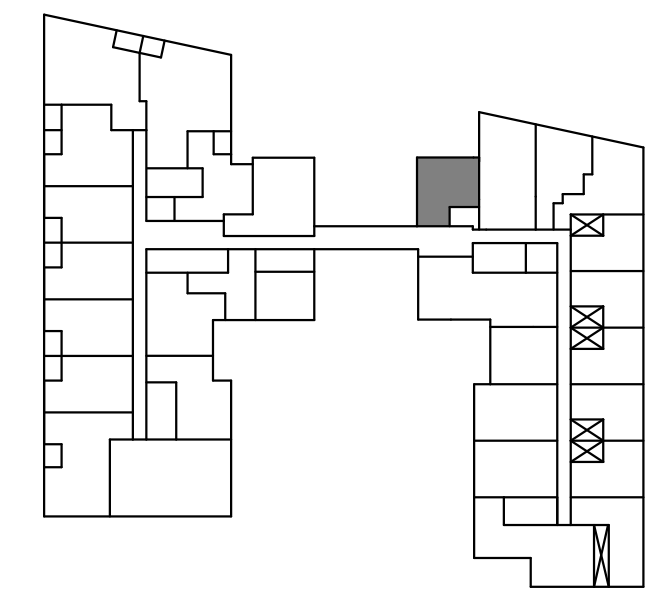
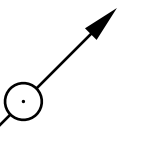


510 pi ca

Plafond 9'

Aire ouverte

Orientation  
Sud-Ouest



Boul. Marcel-Laurin

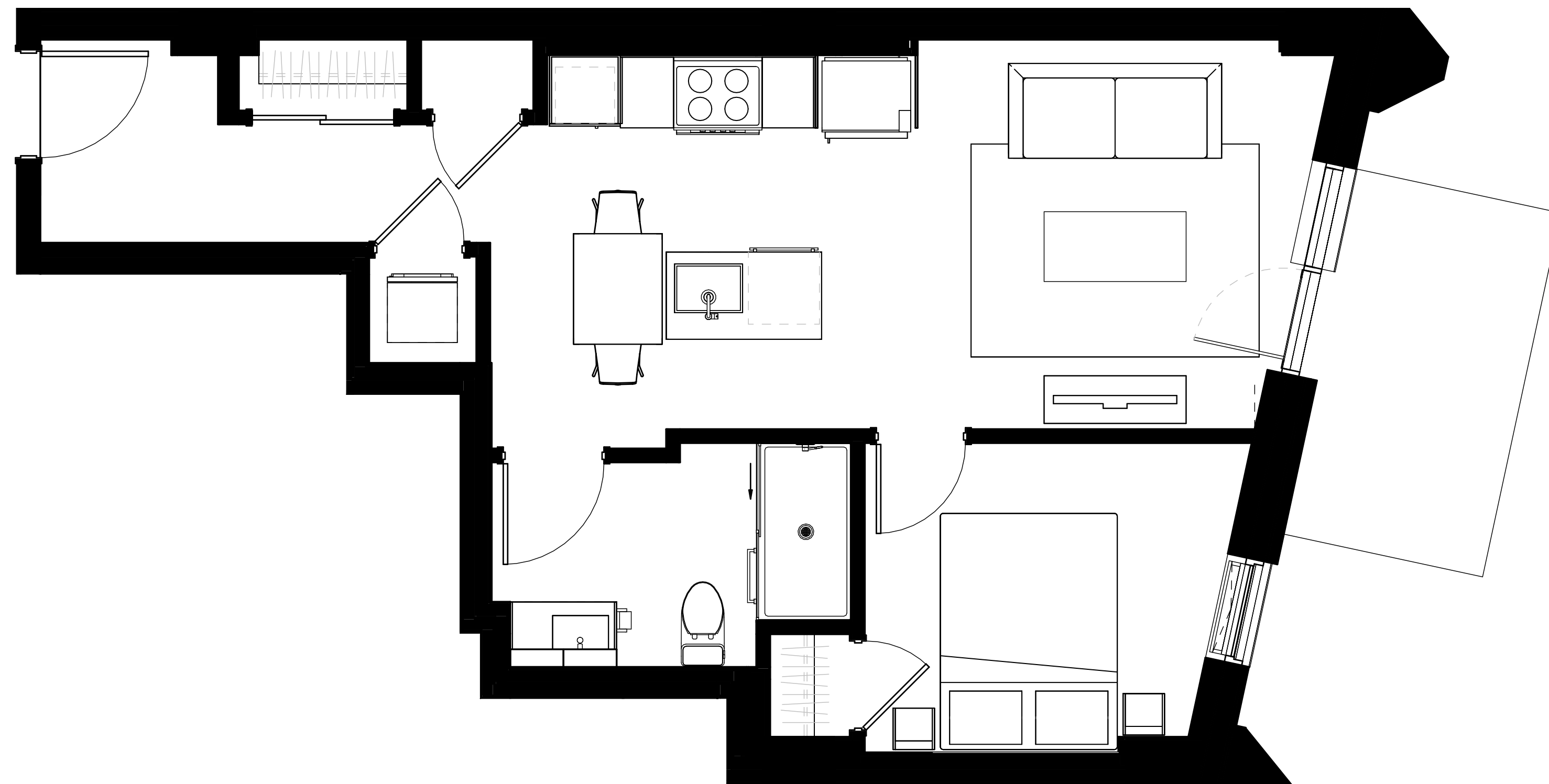
Boul. Henri-Bourassa

# CHAPITRE

ULIETTE

SALLE DE BAIN - STANDARD

## BOIS-FRANC



CUISINE/SALLE À MANGER  
10' - 5" X 10' - 7"

SALON  
11' - 9" X 11' - 0"

CHAMBRE  
11' - 6" X 8' - 9"

SALLE DE BAIN (DOUCHE)  
9' - 7" X 5' - 9"

ENTRÉE  
12' - 8" X 5' - 4"

TERRASSE  
10' - 6" X 5' - 11"

3 1/2

étage  
0<sup>e</sup>

unité  
3C



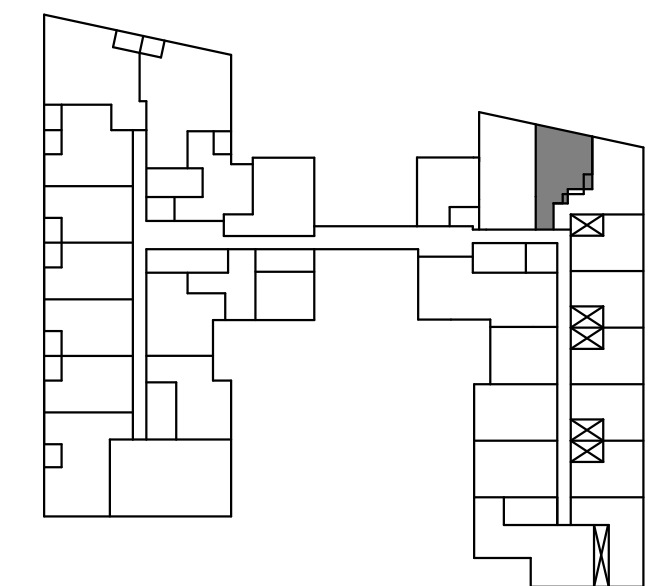
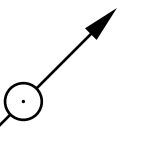
570 pi ca

Plafond 9'

Aire ouverte

Terrasse

Orientation  
Nord-Ouest



Boul. Marcel-Laurin

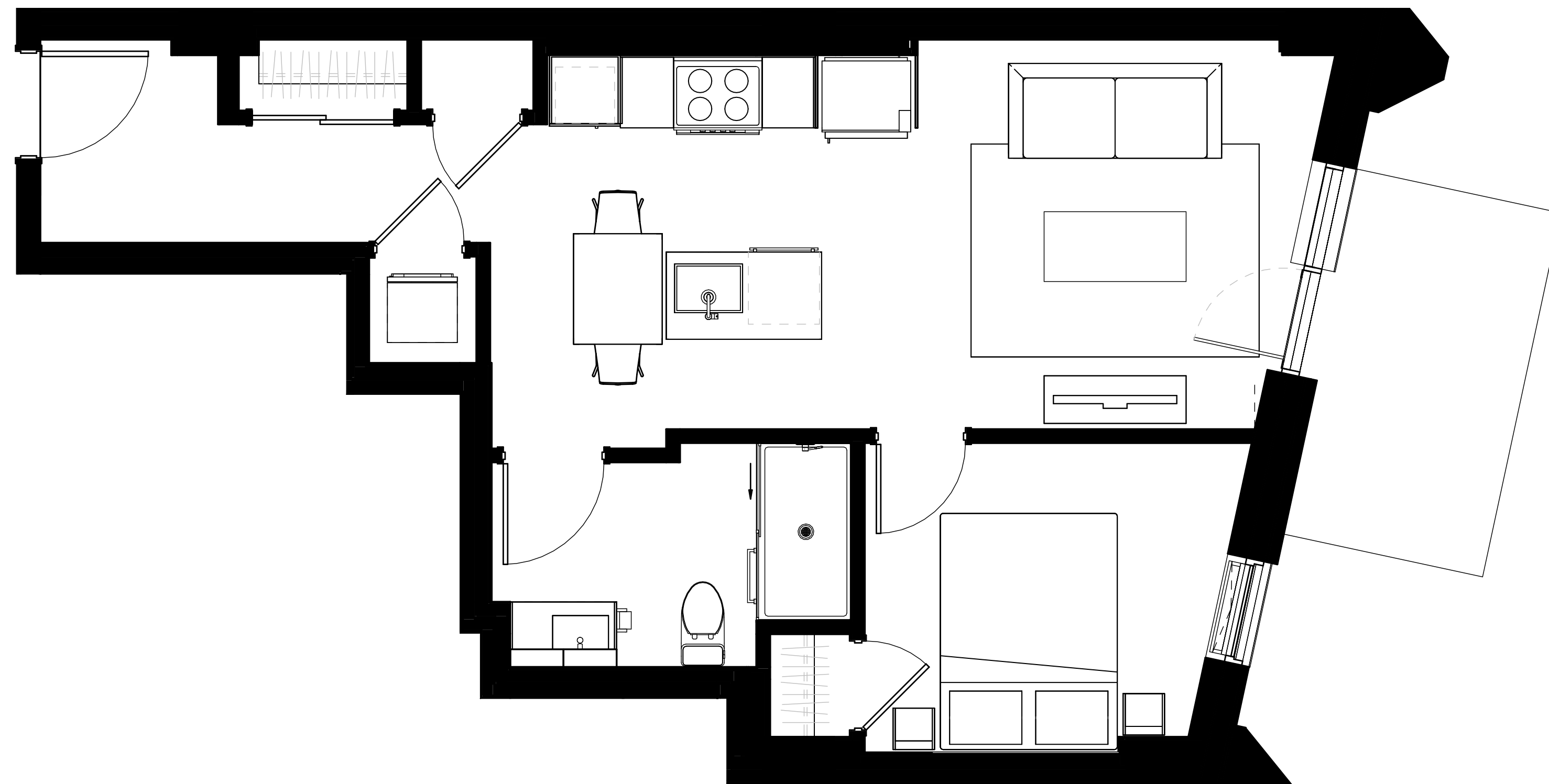
Boul. Henri-Bourassa

# CHAPITRE

LILLETTE

SALLE DE BAIN - STANDARD

## BOIS-FRANC



CUISINE/SALLE À MANGER  
10'-5" X 10'-7"

SALON  
11'-9" x 11'-0"

CHAMBRE  
11'-6" X 8'-9"

SALLE DE BAIN (DOUCHE)  
9'-7" X 5'-9"

ENTRÉE  
12'-8" X 5'-4"

3 1/2

étage  
0<sup>e</sup>

unité  
3C

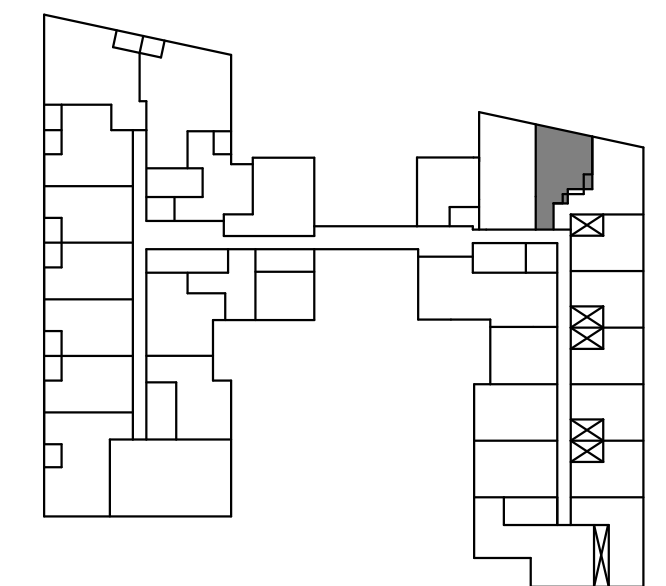
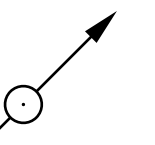


570 pi ca

Plafond 9'

Aire ouverte

Orientation  
Nord-Ouest

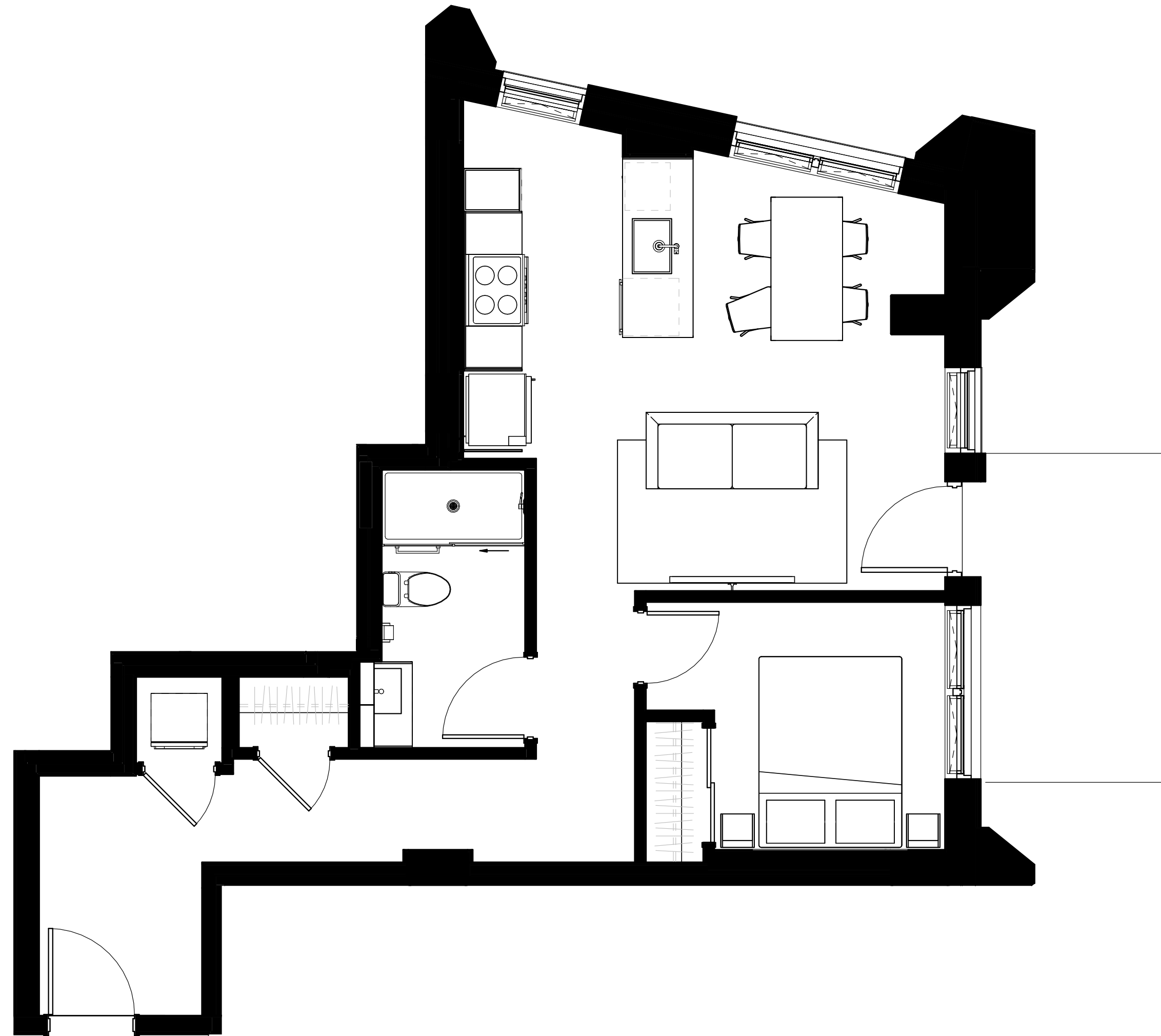


Boul. Marcel-Laurin

Boul. Henri-Bourassa

# CHAPITRE

## BOIS-FRANC



CUISINE  
9'-2" X 8'-0"

SALLE À MANGER  
9'-2" X 8'-10"

SALON  
11'-10" X 6'-3"

CHAMBRE  
8'-1" X 8'-8"

SALLE DE BAIN (DOUCHE)  
9'-9" X 5'-0"

ENTRÉE  
5'-8" X 8'-4"

CORRIDOR  
20'-10" X 3'-7"

TERRASSE  
11'-6" X 6'-7"

3 1/2

étage  
0<sup>e</sup>

unité  
3D

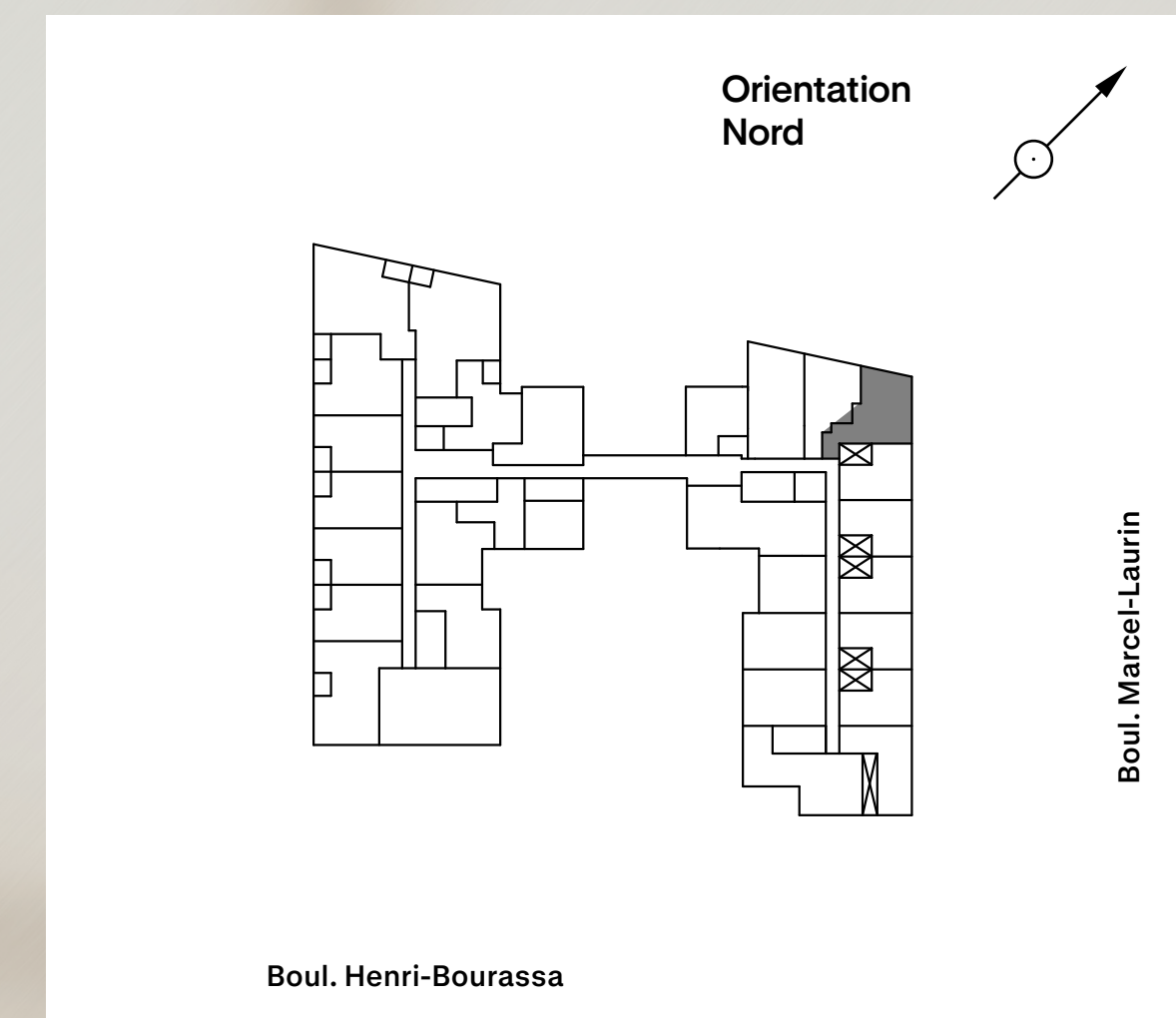


655 pi ca

Plafond 9'

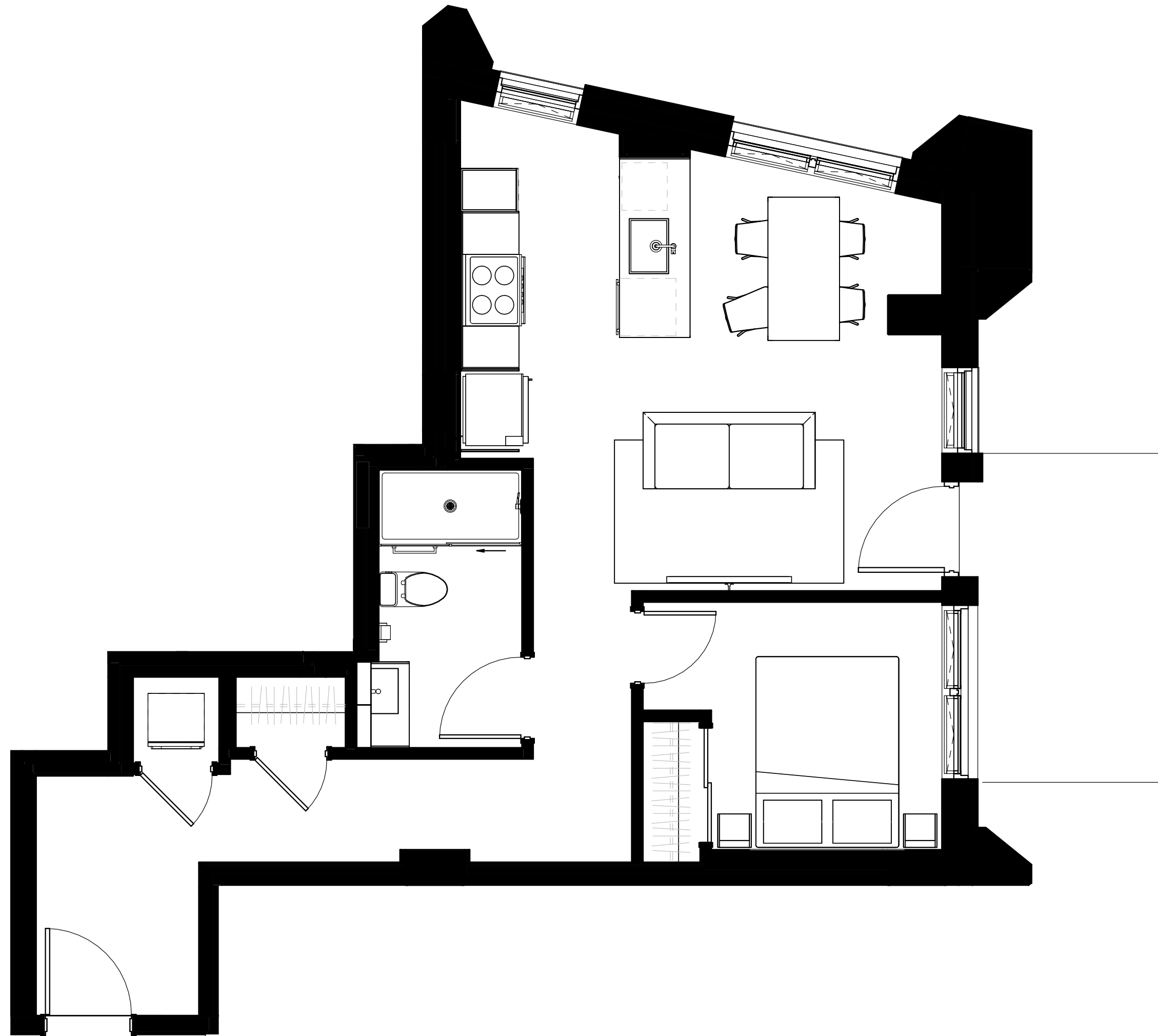
Aire ouverte

Terrasse



# CHAPITRE

## BOIS-FRANC



CUISINE  
9'-2" X 8'-0"

SALLE À MANGER  
9'-2" X 8'-10"

SALON  
11'-10" X 6'-3"

CHAMBRE  
8'-1" X 8'-8"

SALLE DE BAIN (DOUCHE)  
9'-9" X 5'-0"

ENTRÉE  
5'-8" X 8'-4"

CORRIDOR  
20'-10" X 3'-7"

3 1/2

étage  
0<sup>e</sup>

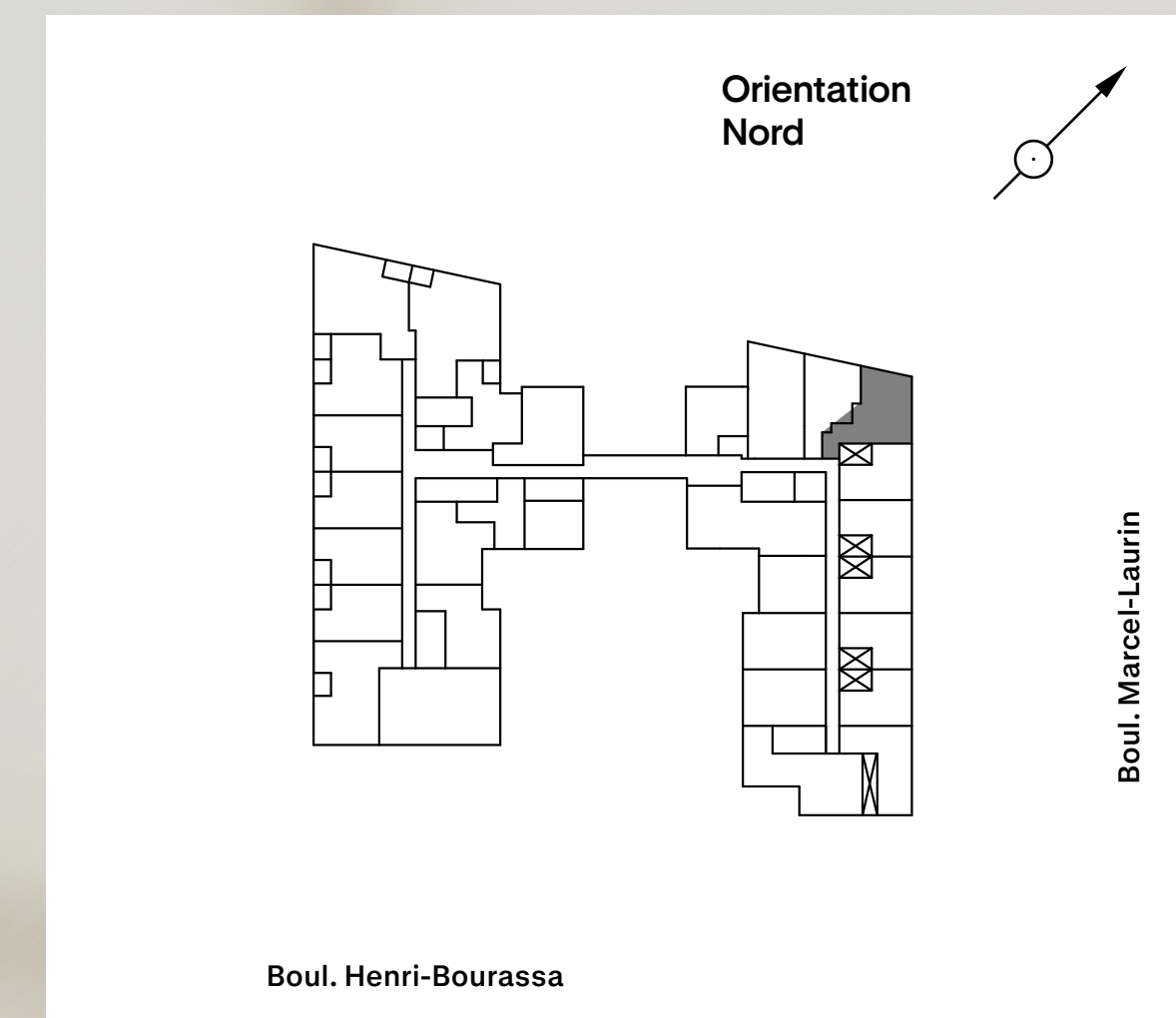
unité  
3D



655 pi ca

Plafond 9'

Aire ouverte



# CHAPITRE

## BOIS-FRANC



CUISINE  
8'-5" X 8'-0"

SALLE À MANGER  
6'-4" X 10'-6"

SALON  
8'-7" X 10'-6"

CHAMBRE  
10'-6" X 9'-3"

SALLE DE BAIN (DOUCHE)  
9'-8" X 5'-0"

ENTRÉE  
5'-0" X 5'-6"

TERRASSE  
11'-6" X 6'-7"

3 1/2

étage  
0<sup>e</sup>

unité  
3E



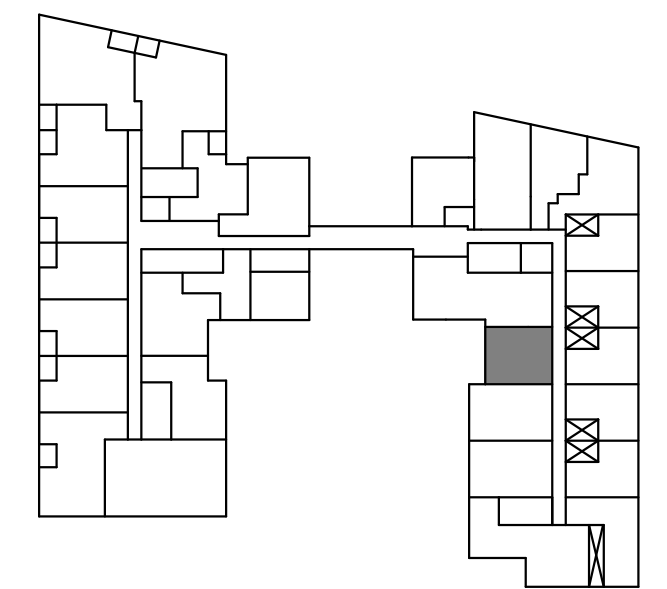
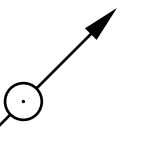
535 pi ca

Plafond 9'

Aire ouverte

Terrasse

Orientation  
Sud-Ouest



Boul. Marcel-Laurin

Boul. Henri-Bourassa

# CHAPITRE

## BOIS-FRANC



CUISINE  
8'-5" X 8'-0"

SALLE À MANGER  
6'-4" X 10'-6"

SALON  
8'-7" X 10'-6"

CHAMBRE  
10'-6" X 9'-3"

SALLE DE BAIN (DOUCHE)  
9'-8" X 5'-0"

ENTRÉE  
5'-0" X 5'-6"

3 1/2

étage  
0<sup>e</sup>

unité  
3E

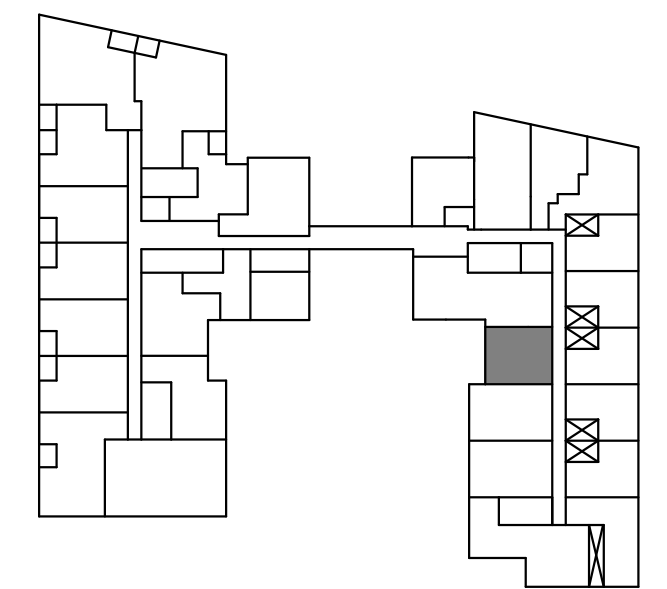
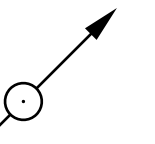


535 pi ca

Plafond 9'

Aire ouverte

Orientation  
Sud-Ouest

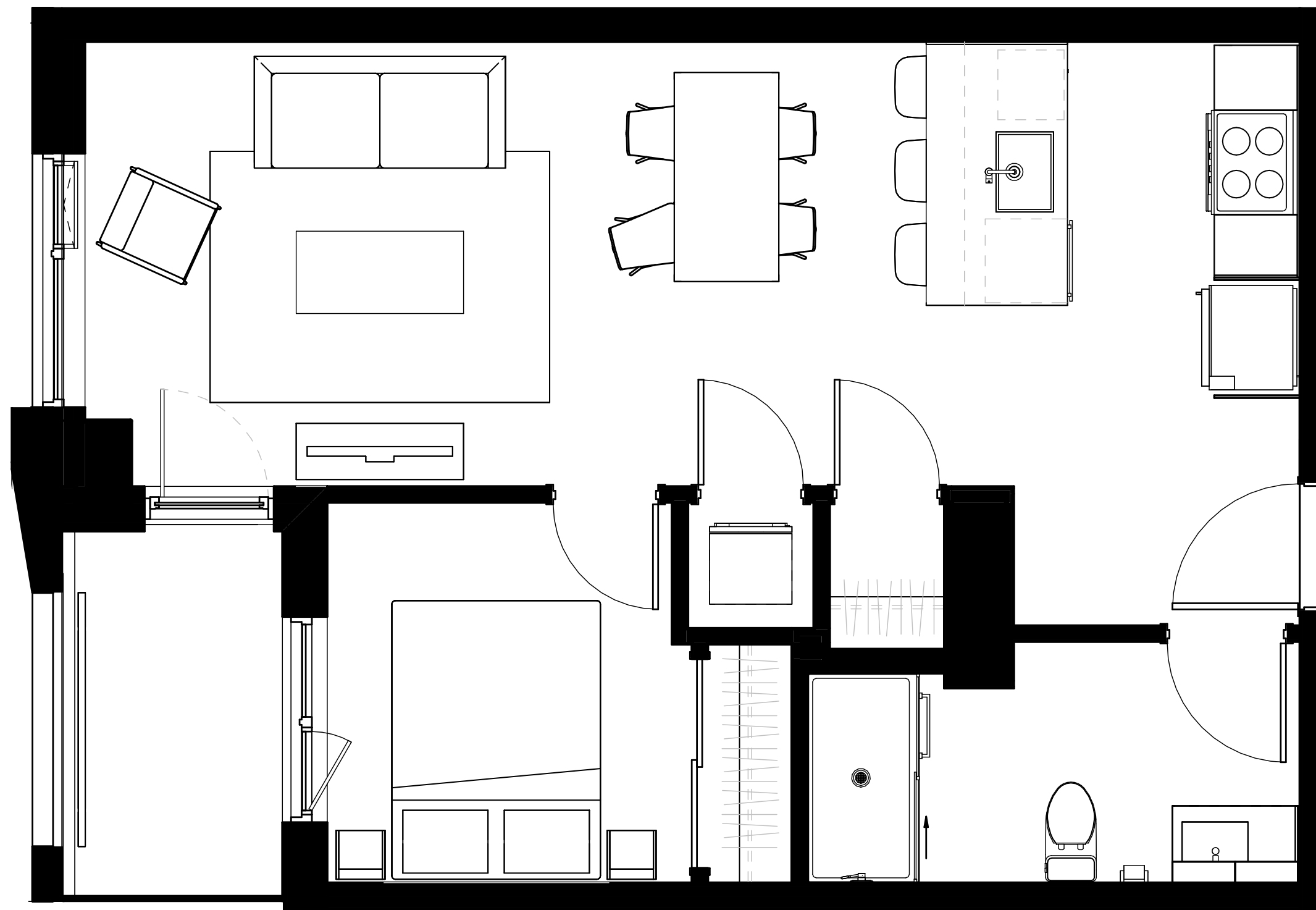


Boul. Marcel-Laurin

Boul. Henri-Bourassa

# CHAPITRE

## BOIS-FRANC



CUISINE  
8'-6" X 8'-11"

SALLE À MANGER  
9'-0" X 8'-6"

SALON  
11'-1" X 10'-8"

CHAMBRE  
8'-9" X 9'-1"

SALLE DE BAIN (DOUCHE)  
11'-9" X 5'-9"

ENTRÉE  
6'-10" X 5'-5"

LOGGIA  
5'-0" X 8'-9"

3 1/2

étage  
0<sup>e</sup>

unité  
3F



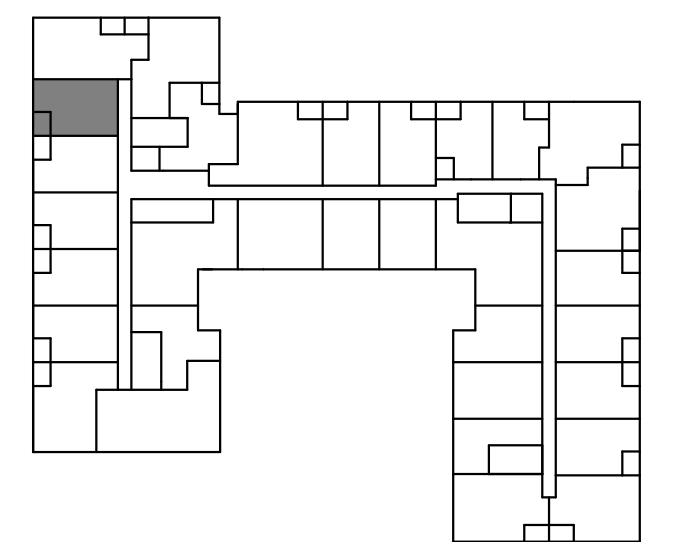
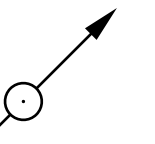
605 pi ca

Plafond 9'

Aire ouverte

Loggia

Orientation  
Sud-Ouest

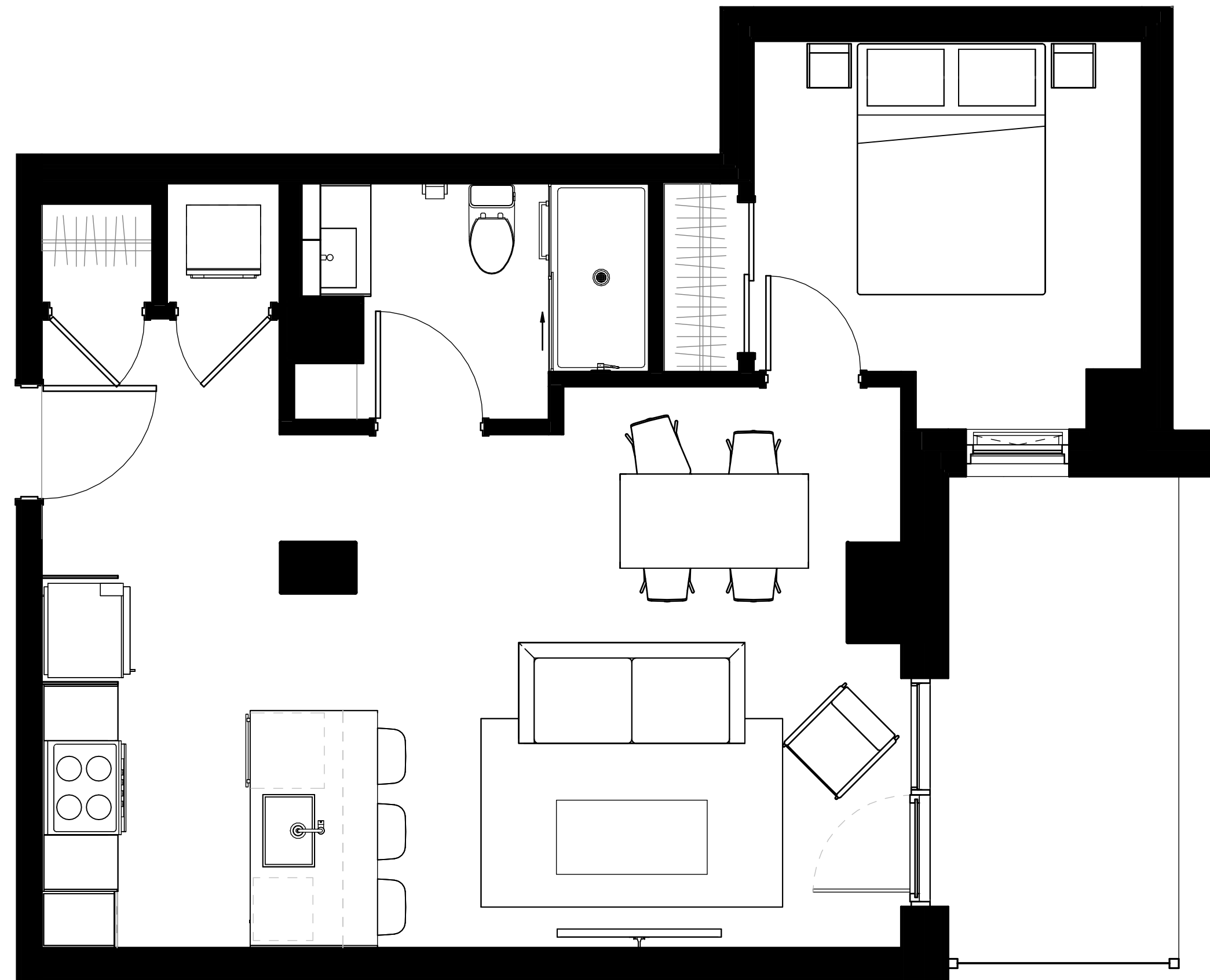


Boul. Marcel-Laurin

Boul. Henri-Bourassa

# CHAPITRE

## BOIS-FRANC



CUISINE  
9'-1" X 8'-11"

SALLE À MANGER  
9'-0" X 6'-10"

SALON  
13'-11" X 8'-1"

CHAMBRE  
10'-4" X 10'-4"

SALLE DE BAIN (DOUCHE)  
7'-7" X 6'-3"

ENTRÉE  
6'-4" X 6'-10"

TERRASSE  
12'-10" X 6'-7"

3 1/2

étage  
RDC

unité  
106



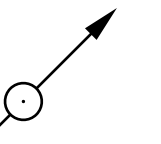
615 pi ca

Plafond 9'

Aire ouverte

Terrasse

Orientation  
Nord-Est

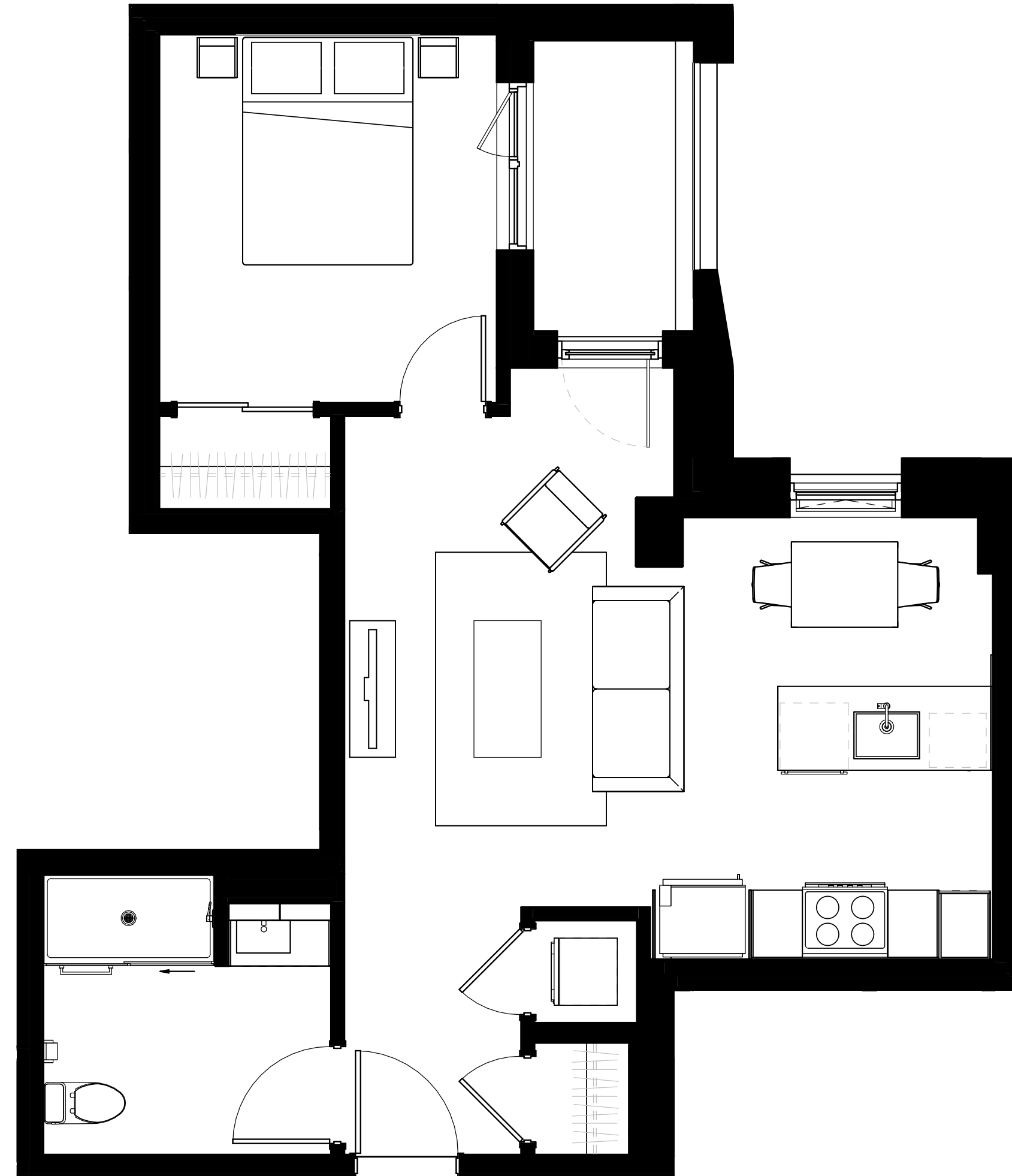


Boul. Henri-Bourassa

Boul. Marcel-Laurin

# CHAPITRE

## BOIS-FRANC



CUISINE  
9'-1" X 8'-0"

SALLE À MANGER  
9'-1" X 4'-11"

SALON  
12'-0" X 9'-11"

CHAMBRE  
9'-11" X 10'-9"

SALLE DE BAIN (DOUCHE)  
8'-5" X 8'-2"

ENTRÉE  
5'-2" X 7'-3"

LOGGIA  
4'-2" X 8'-6"

3 1/2

étage  
0<sup>e</sup>

unité  
3H.1

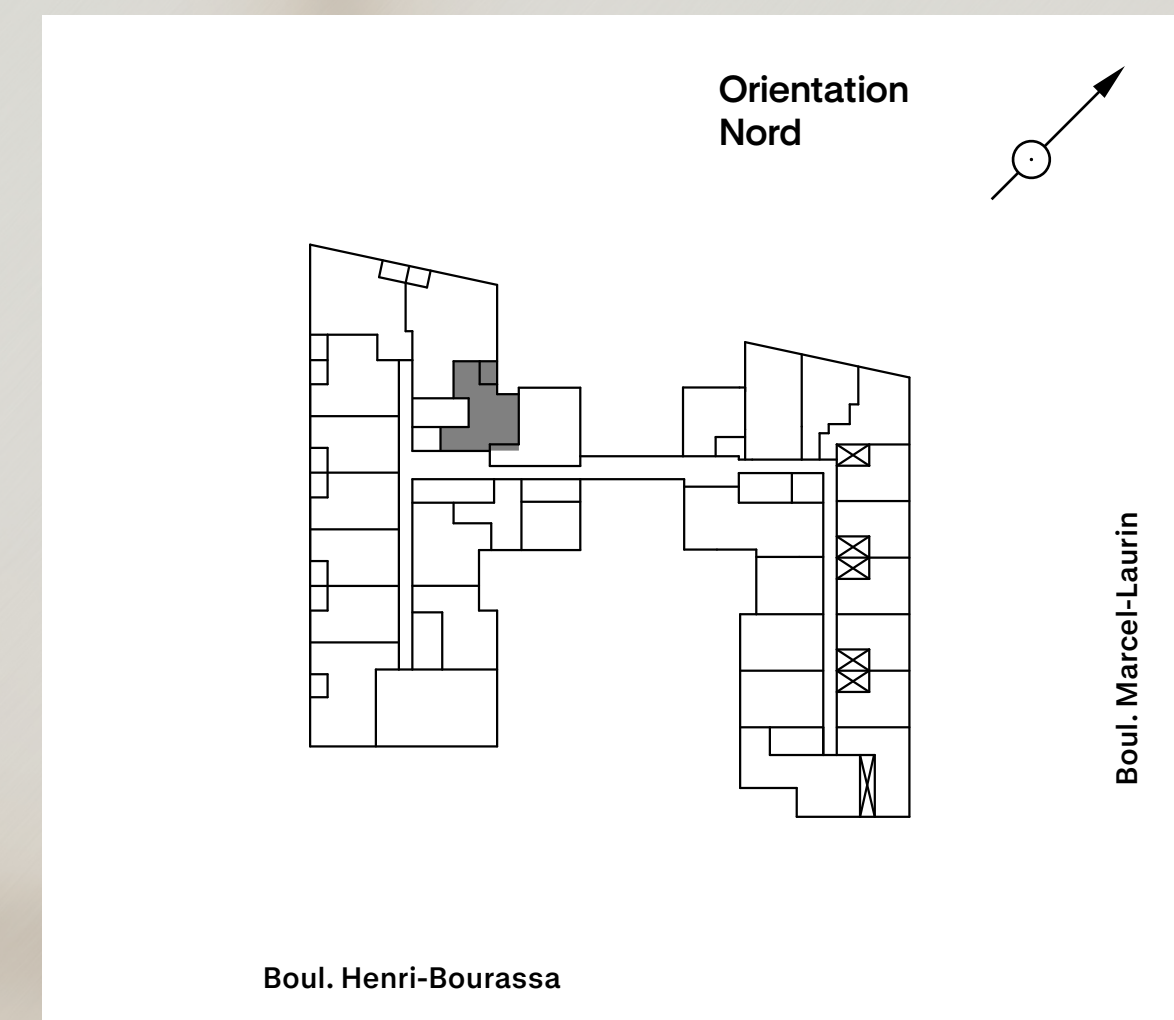


640 pi ca

Plafond 9'

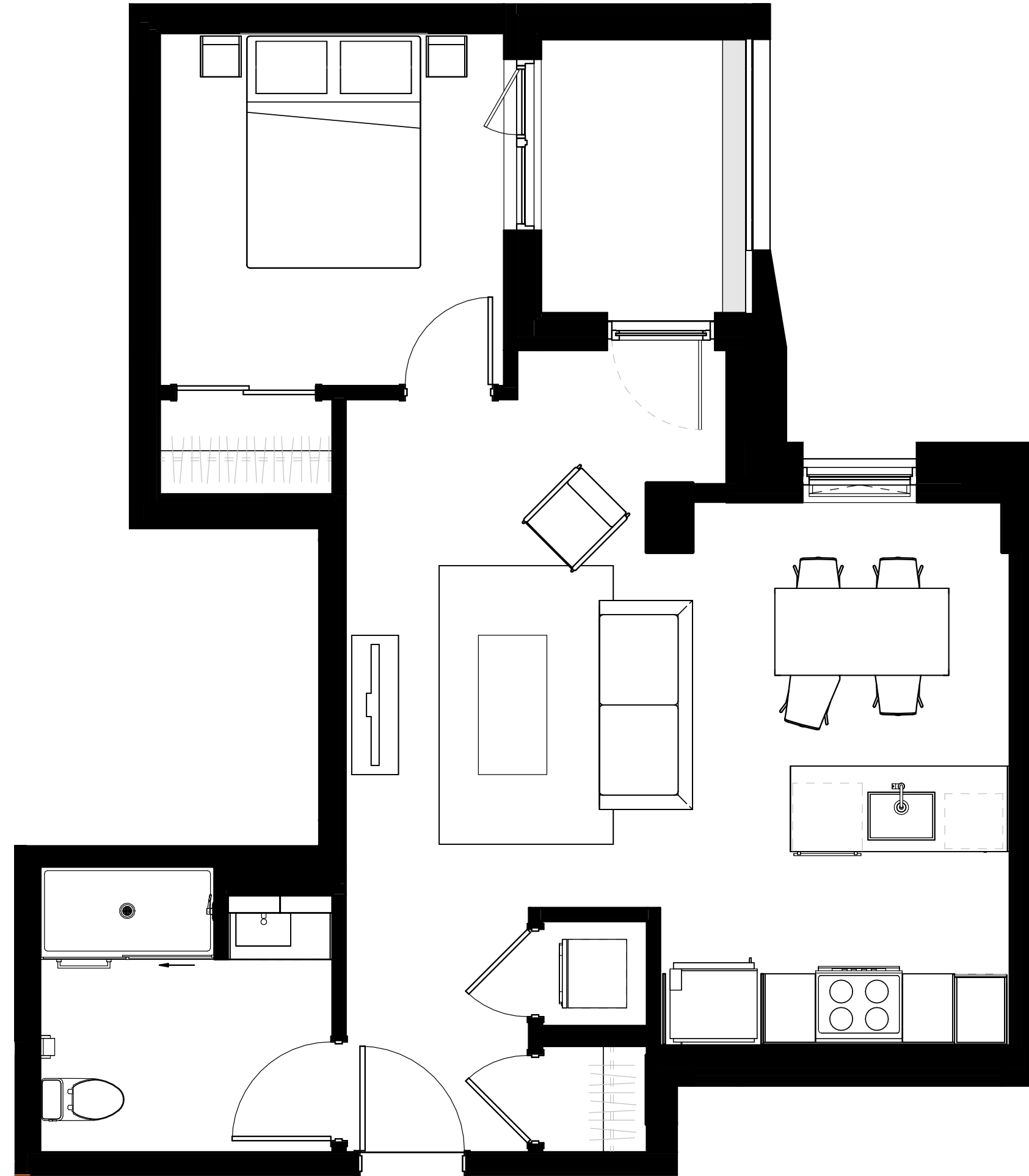
Aire ouverte

Loggia



# CHAPITRE

## BOIS-FRANC



CUISINE  
10' - 0" X 8' - 0"

SALLE À MANGER  
9' - 1" X 7' - 7"

SALON  
12' - 2" X 10' - 0"

CHAMBRE  
9' - 10" X 10' - 2"

SALLE DE BAIN (DOUCHE)  
8' - 5" X 8' - 2"

ENTRÉE  
5' - 3" X 7' - 0"

LOGGIA  
5' - 3" X 7' - 10"

3 1/2

étage  
0<sup>e</sup>

unité  
3H.2



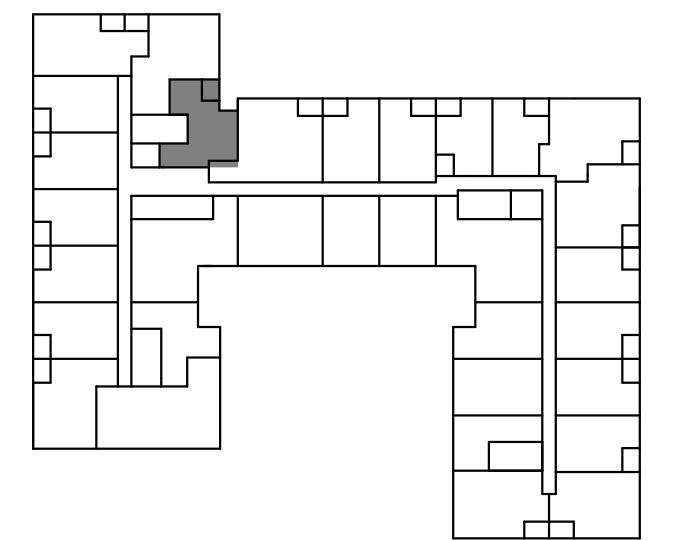
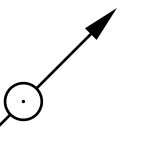
640 pi ca

Plafond 9'

Aire ouverte

Loggia

Orientation  
Nord



Boul. Marcel-Laurin

Boul. Henri-Bourassa

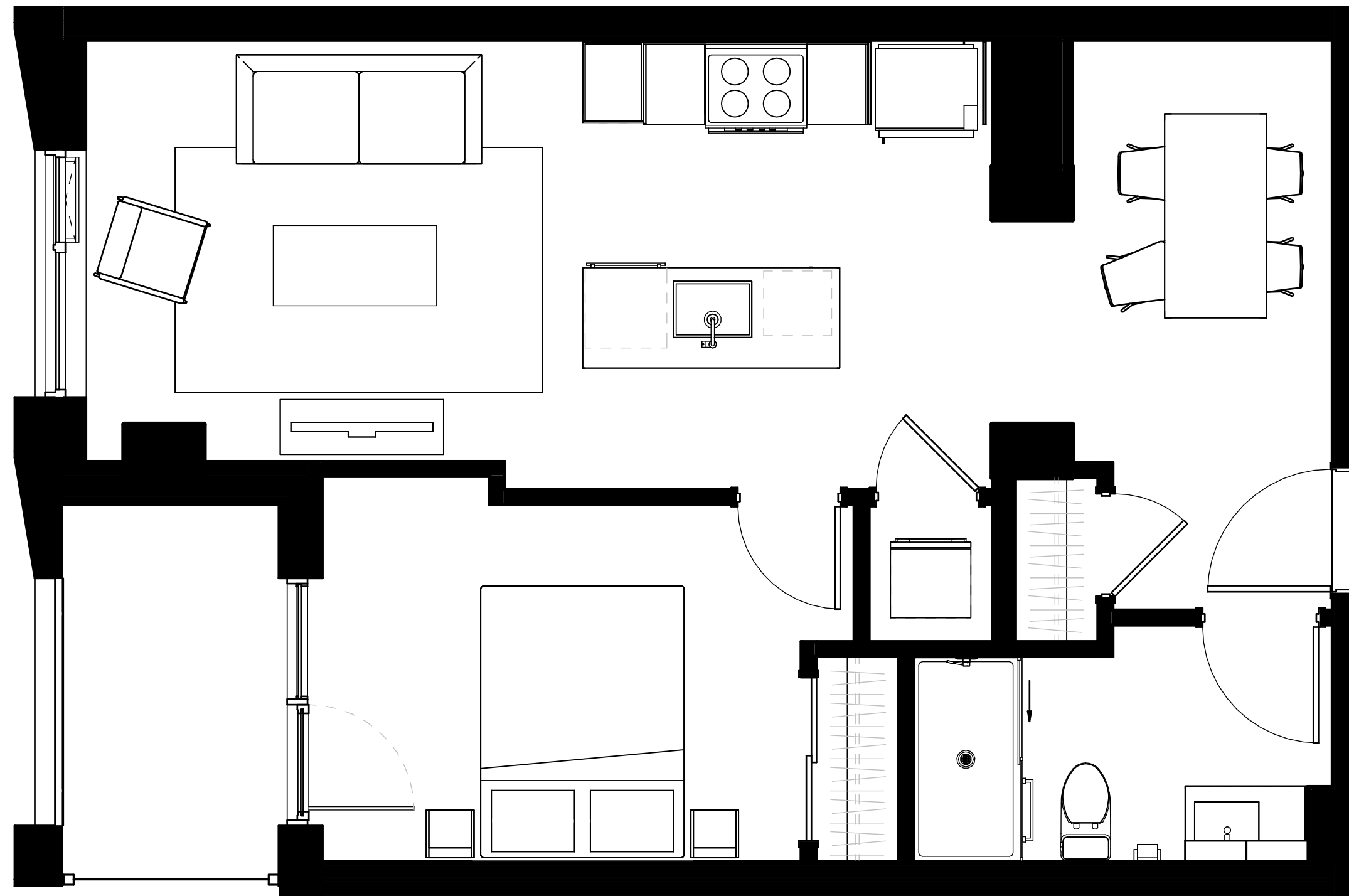
# CHAPITRE

## BOIS-FRANC

3 1/2

étage  
0<sup>e</sup>

unité  
31



  
630 pi ca

Plafond 9'  
Aire ouverte  
Loggia

CUISINE  
10'-1" X 11'-0"

SALLE À MANGER  
6'-4" X 9'-5"

SALON  
12'-1" X 10'-4"

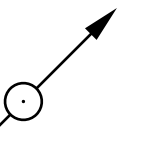
CHAMBRE  
11'-9" X 8'-9"

SALLE DE BAIN (DOUCHE)  
10'-3" X 5'-9"

ENTRÉE  
5'-4" X 4'-7"

LOGGIA  
9'-1" X 5'-6"

Orientation  
Sud-Ouest



Boul. Marcel-Laurin

Boul. Henri-Bourassa

# CHAPITRE

## BOIS-FRANC



CUISINE  
9' - 3" X 10' - 4"

SALLE À MANGER  
11' - 0" X 7' - 4"

SALON  
11' - 0" X 6' - 6"

CHAMBRE  
12' - 4" X 9' - 5"

SALLE DE BAIN (DOUCHE)  
9' - 4" X 6' - 7"

ENTRÉE  
7' - 9" X 6' - 2"

BALCON  
6' - 1" X 4' - 9"

3 1/2

étage  
0<sup>e</sup>

unité  
3J



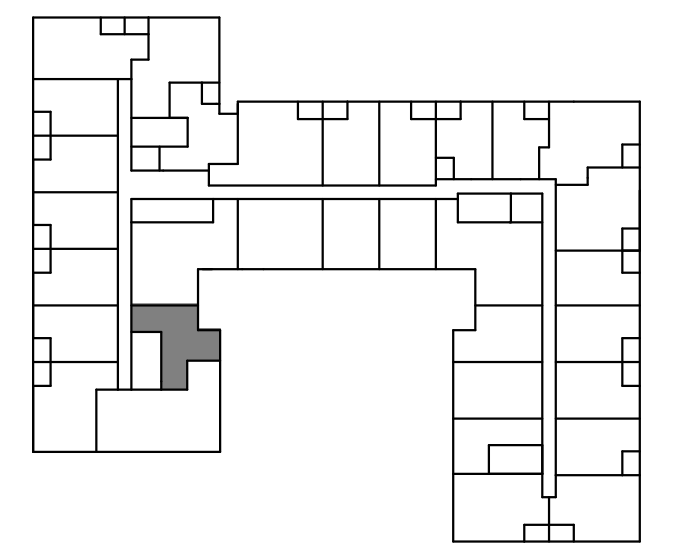
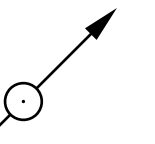
600 pi ca

Plafond 9'

Aire ouverte

Balcon

Orientation  
Nord-Est

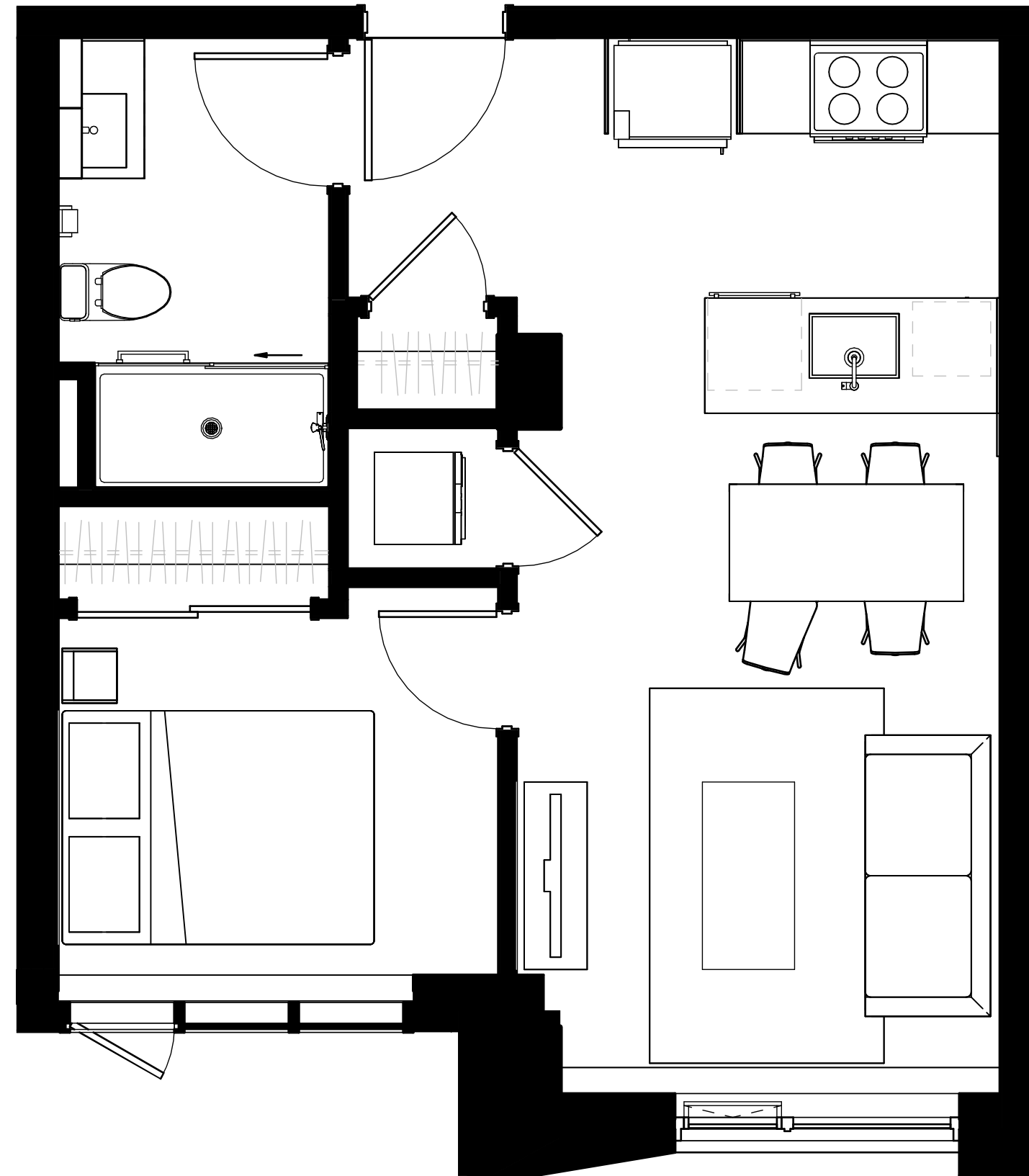


Boul. Marcel-Laurin

Boul. Henri-Bourassa

# CHAPITRE

## BOIS-FRANC



CUISINE  
8'-5" X 8'-0"

SALLE À MANGER  
8'-5" X 5'-10"

SALON  
8'-0" X 9'-5"

CHAMBRE  
10'-0" X 10'-4"

SALLE DE BAIN (DOUCHE)  
5'-9" X 9'-7"

ENTRÉE  
5'-6" X 4'-11"

3 1/2

étage  
9<sup>e</sup>

unité  
918

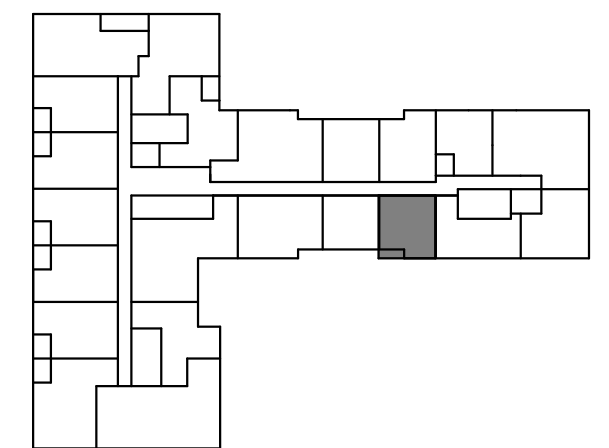
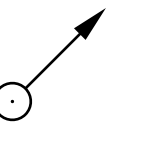


495 pi ca

Plafond 9'

Aire ouverte

Orientation  
Sud-Est



Boul. Marcel-Laurin

Boul. Henri-Bourassa

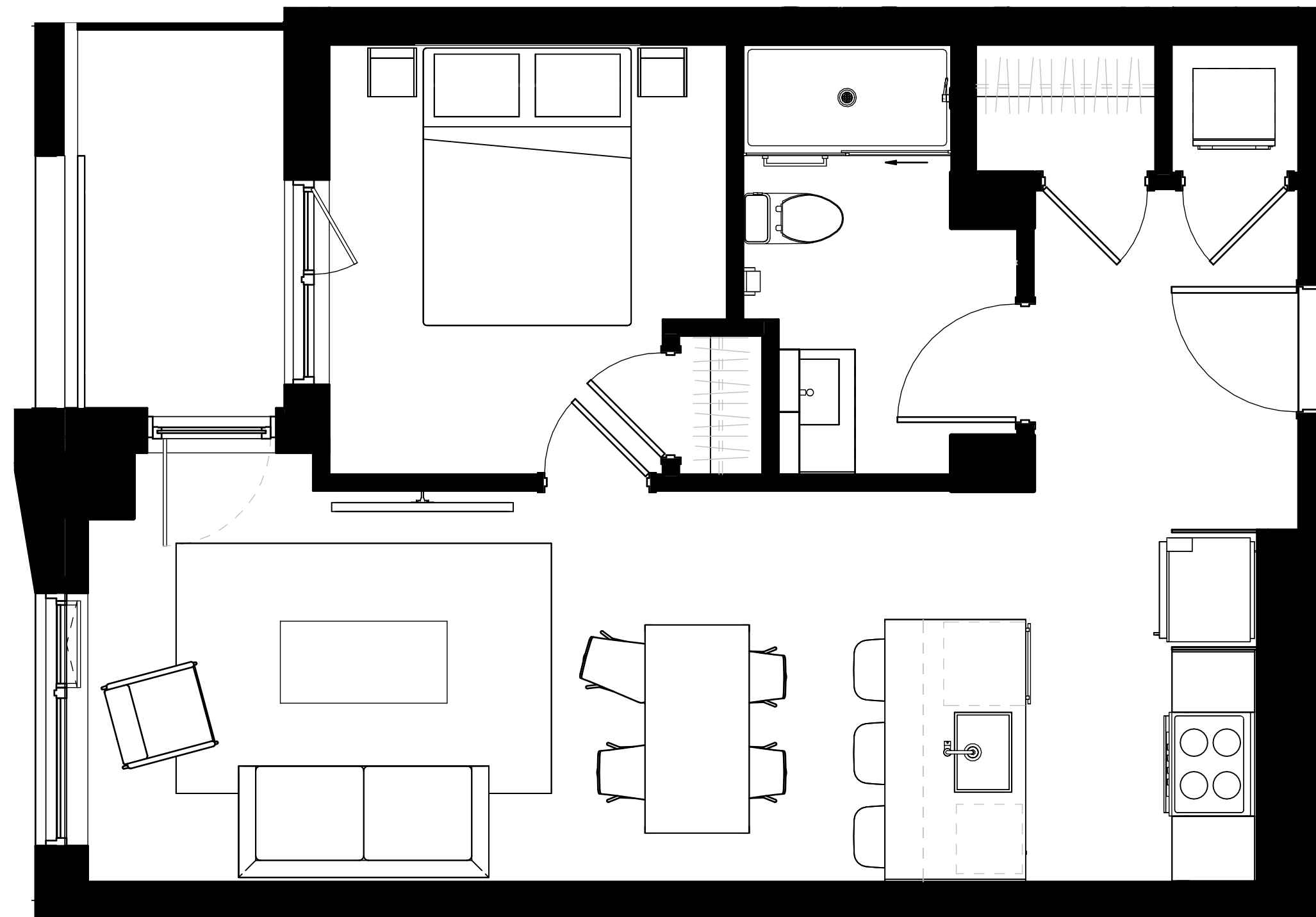
# CHAPITRE


## BOIS-FRANC

3<sup>1/2</sup>

étage  
0<sup>e</sup>

unité  
3L.1



  
600 pi ca

Plafond 9'  
Aire ouverte  
Loggia

CUISINE  
8'-6" X 8'-11"

SALLE À MANGER  
8'-0" X 8'-6"

SALON  
11'-1" X 9'-5"

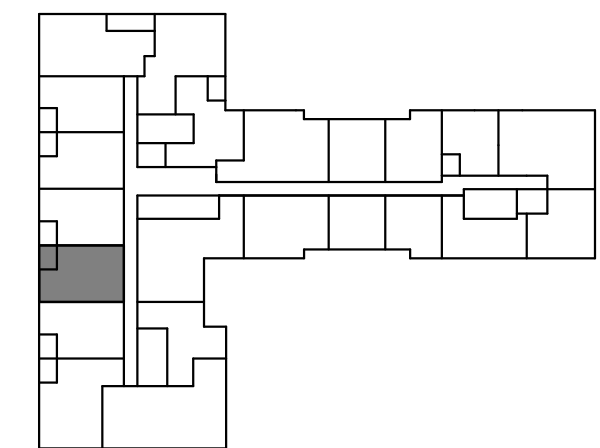
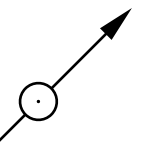
CHAMBRE  
9'-7" X 10'-4"

SALLE DE BAIN (DOUCHE)  
6'-7" X 10'-4"

ENTRÉE  
6'-4" X 8'-2"

LOGGIA  
5'-0" X 9'-1"

Orientation  
Sud-Ouest

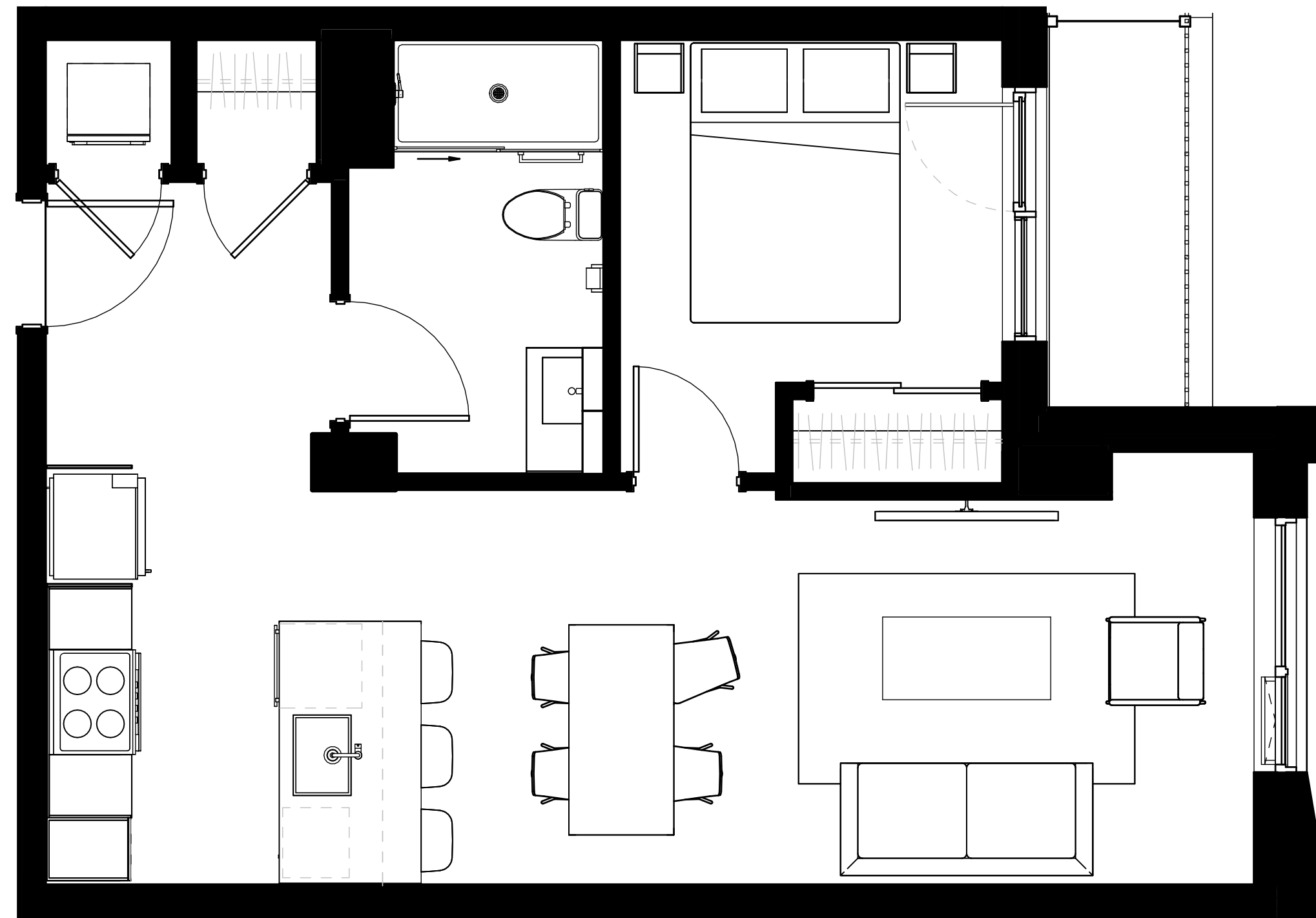


Boul. Marcel-Laurin

Boul. Henri-Bourassa

# CHAPITRE

## BOIS-FRANC



CUISINE  
10'-5" X 8'-11"

SALLE À MANGER  
9'-0" X 9'-5"

SALON  
10'-10" X 10'-4"

CHAMBRE  
9'-1" X 8'-2"

SALLE DE BAIN (DOUCHE)  
6'-1" X 10'-4"

ENTRÉE  
6'-10" X 6'-9"

LOGGIA  
9'-1" X 3'-3"

3 1/2

étage  
0<sup>e</sup>

unité  
3L.2



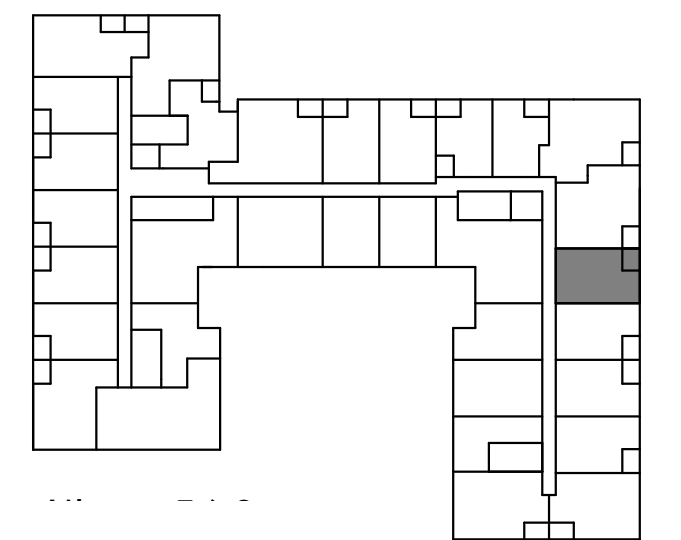
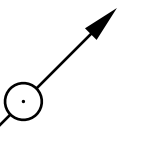
595 pi ca

Plafond 9'

Aire ouverte

Loggia

Orientation  
Nord-Est

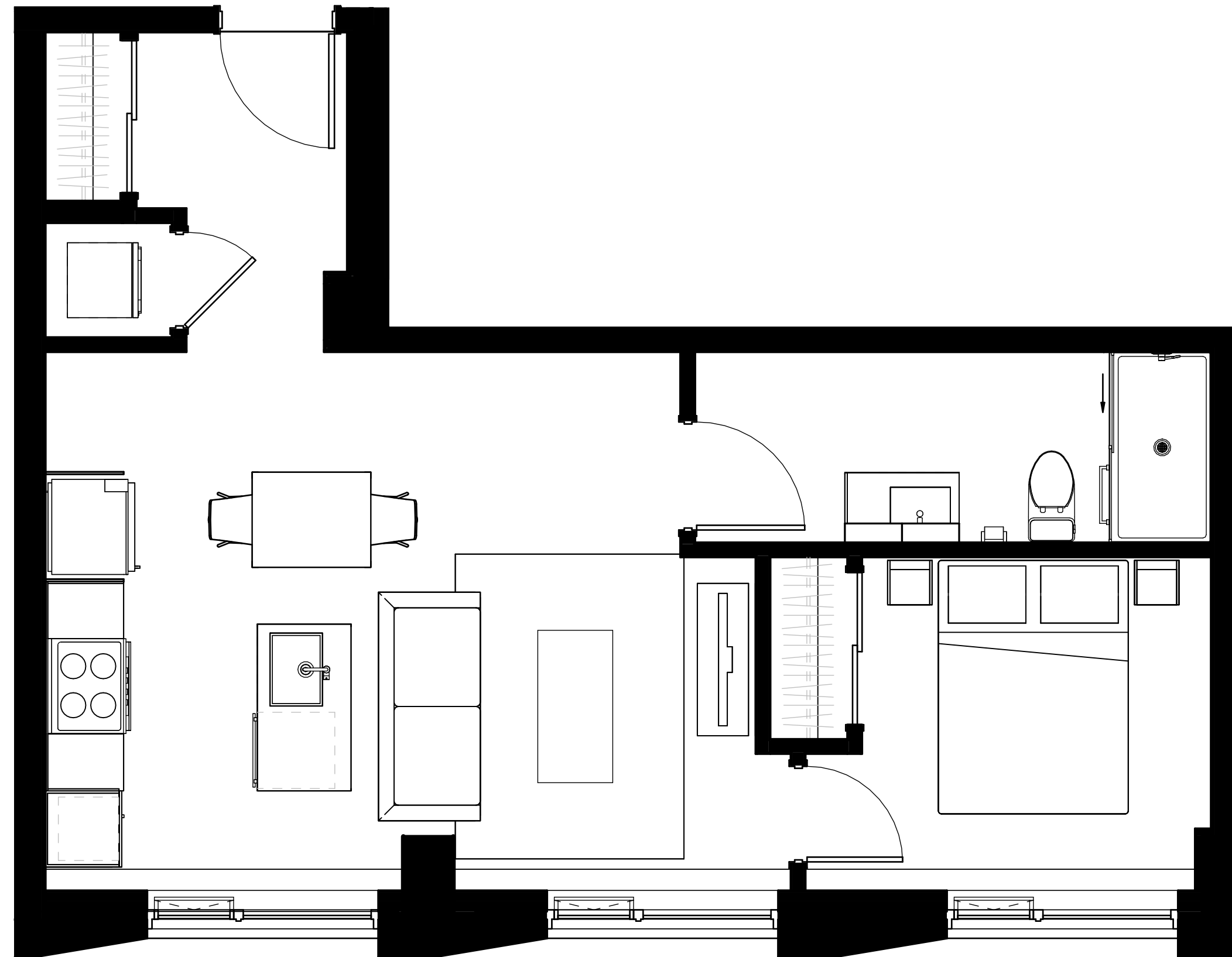


Boul. Marcel-Laurin

Boul. Henri-Bourassa

# CHAPITRE

## BOIS-FRANC



CUISINE/SALLE À MANGER  
13'-7" X 9'-0"

SALON  
10'-7" X 13'-7"

CHAMBRE  
9'-2" X 8'-2"

SALLE DE BAIN (DOUCHE)  
13'-7" X 5'-0"

ENTRÉE  
5'-6" X 8'-5"

3 1/2

étage  
0<sup>e</sup>

unité  
3M

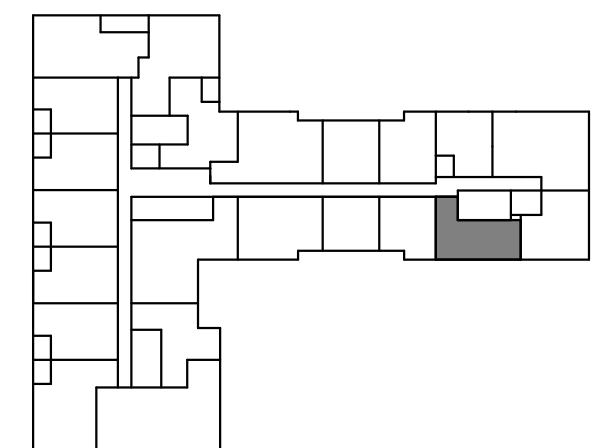
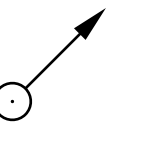


590 pi ca

Plafond 9'

Aire ouverte

Orientation  
Sud-Est

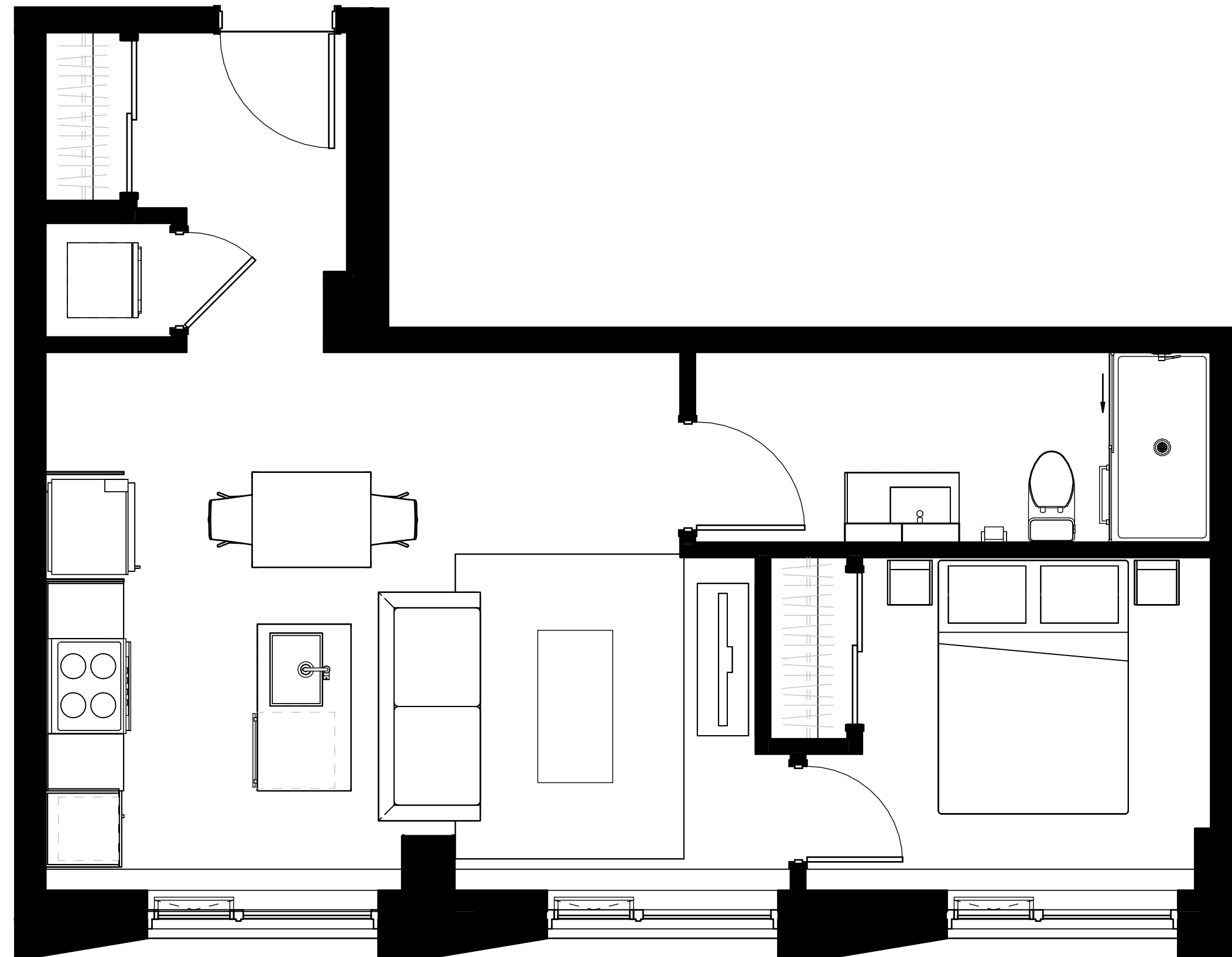


Boul. Marcel-Laurin

Boul. Henri-Bourassa

# CHAPITRE

## BOIS-FRANC



CUISINE/SALLE À MANGER  
13'-7" X 9'-0"

SALON  
10'-7" X 13'-7"

CHAMBRE  
9'-2" X 8'-2"

SALLE DE BAIN (DOUCHE)  
13'-7" X 5'-0"

ENTRÉE  
5'-6" X 8'-5"

BALCON  
0'-0" X 0'-0"

3 1/2

étage  
0<sup>e</sup>

unité  
3M



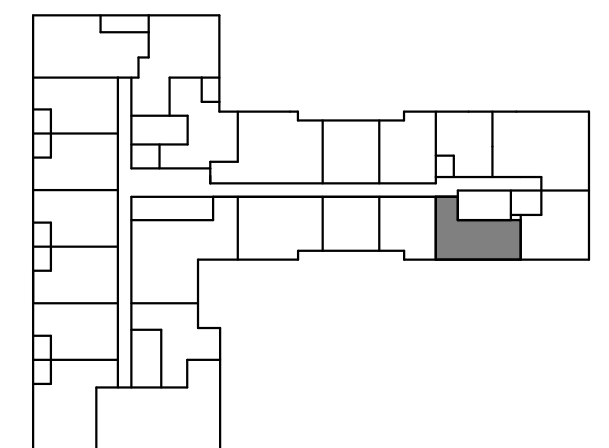
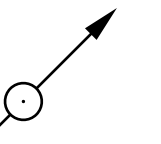
590 pi ca

Plafond 9'

Aire ouverte

Balcon

Orientation  
Sud-Est

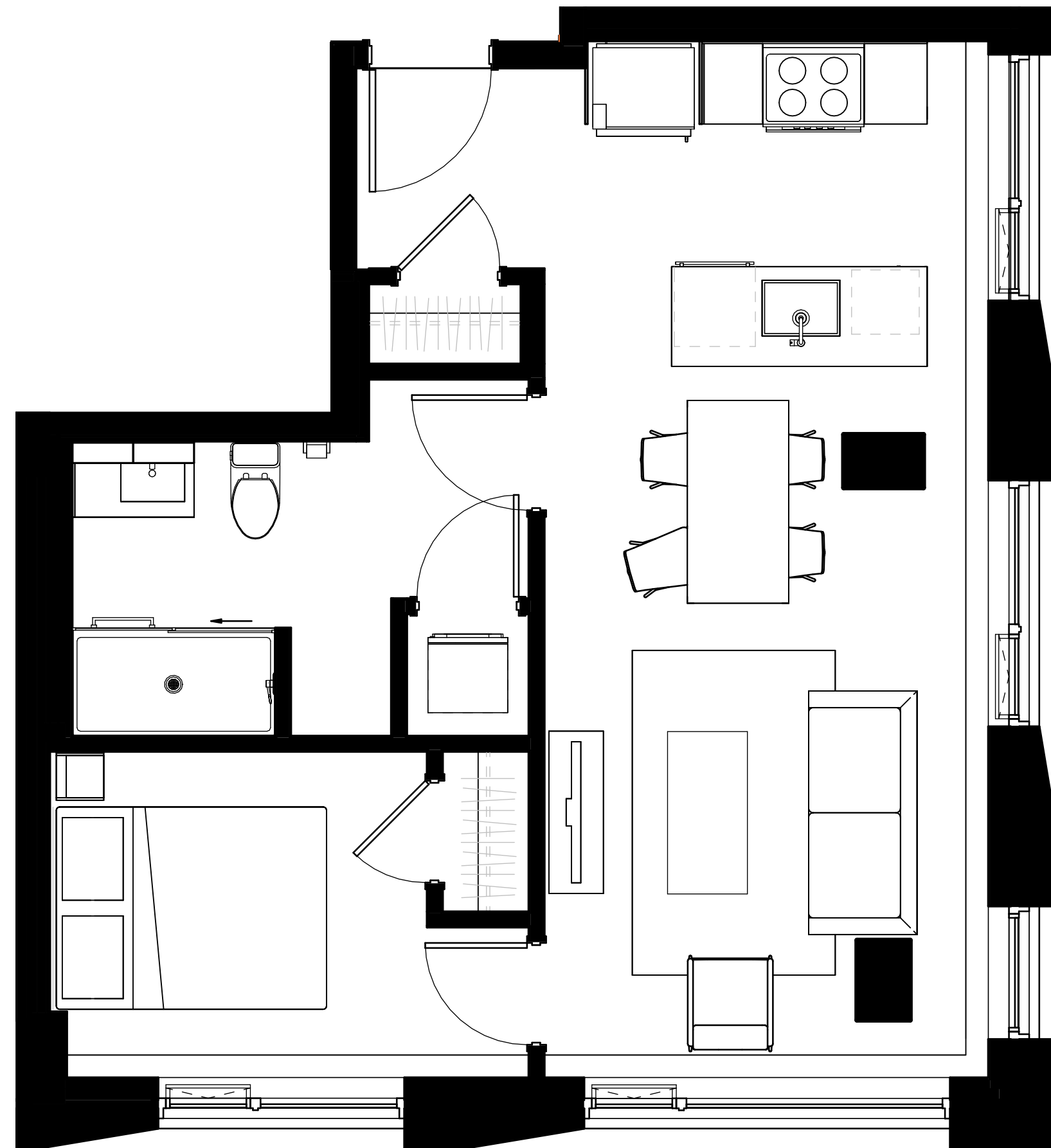


Boul. Marcel-Laurin

Boul. Henri-Bourassa

# CHAPITRE

## BOIS-FRANC



CUISINE  
9'-5" X 8'-0"

SALLE À MANGER  
10'-5" X 7'-0"

SALON  
10'-5" X 10'-0"

CHAMBRE  
11'-10" X 7'-6"

SALLE DE BAIN (DOUCHE)  
11'-3" X 7'-1"

ENTRÉE  
5'-8" X 4'-11"

3 1/2

étage  
0<sup>e</sup>

unité  
3N

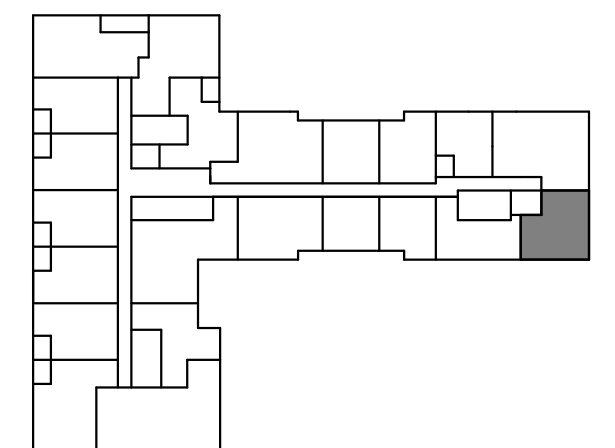
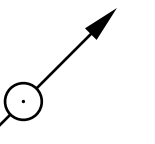


625 pi ca

Plafond 9'

Aire ouverte

Orientation  
Sud-Est

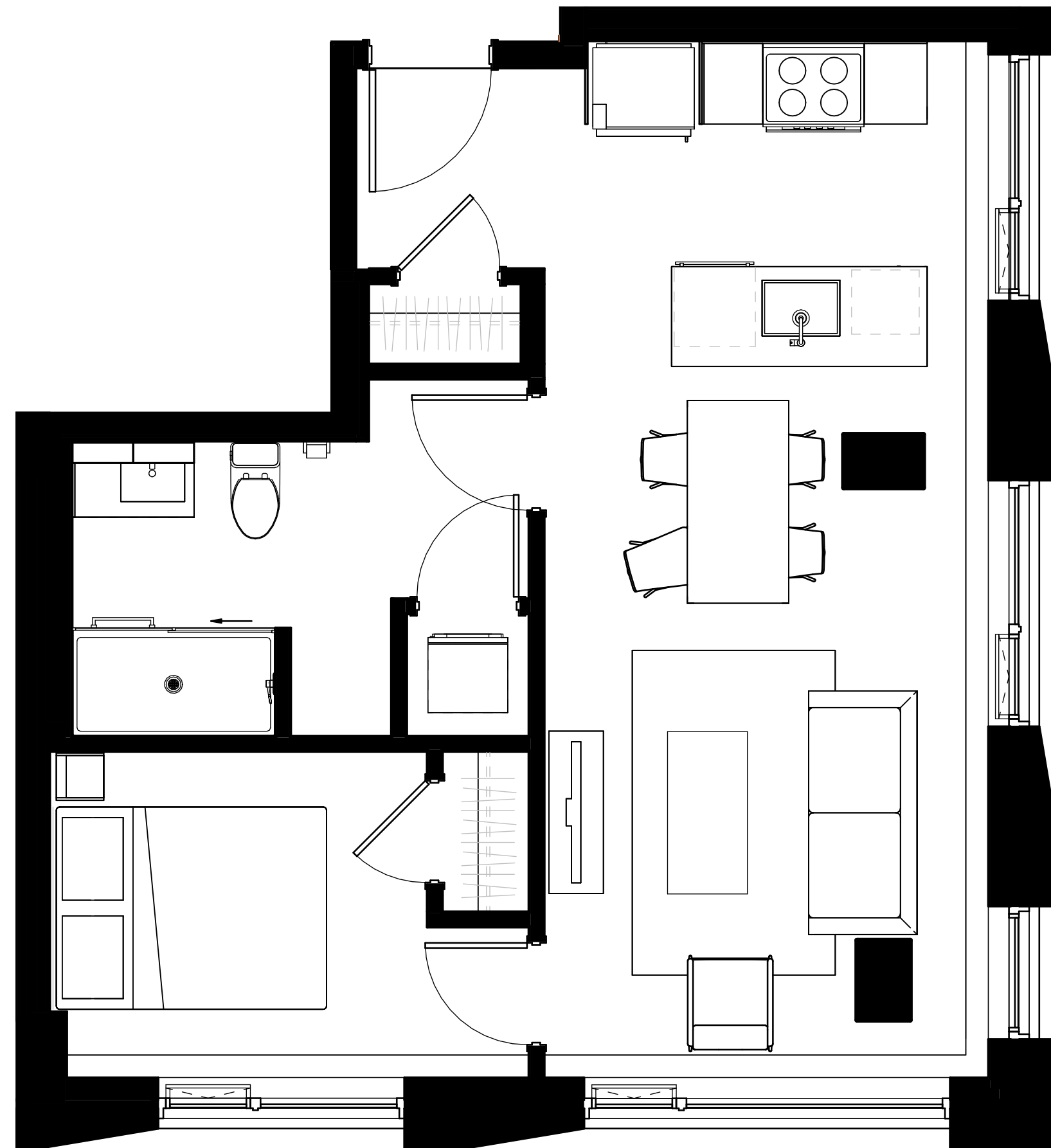


Boul. Marcel-Laurin

Boul. Henri-Bourassa

# CHAPITRE

## BOIS-FRANC



CUISINE  
9'-5" X 8'-0"

SALLE À MANGER  
10'-5" X 7'-0"

SALON  
10'-5" X 10'-0"

CHAMBRE  
11'-10" X 7'-6"

SALLE DE BAIN (DOUCHE)  
11'-3" X 7'-1"

ENTRÉE  
5'-8" X 4'-11"

BALCON  
0'-0" X 0'-0"

3 1/2

étage  
0<sup>e</sup>

unité  
3N



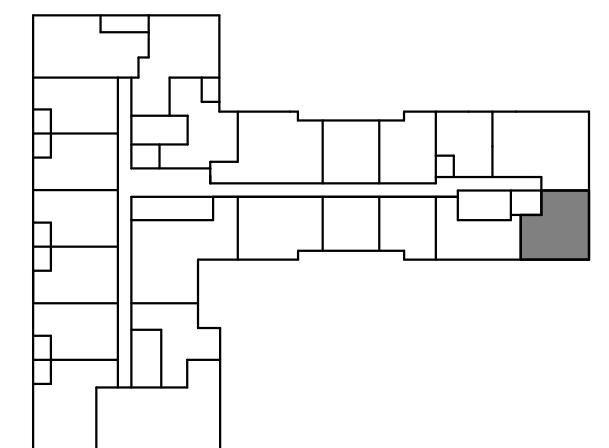
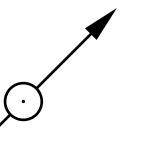
625 pi ca

Plafond 9'

Aire ouverte

Balcon

Orientation  
Sud-Est

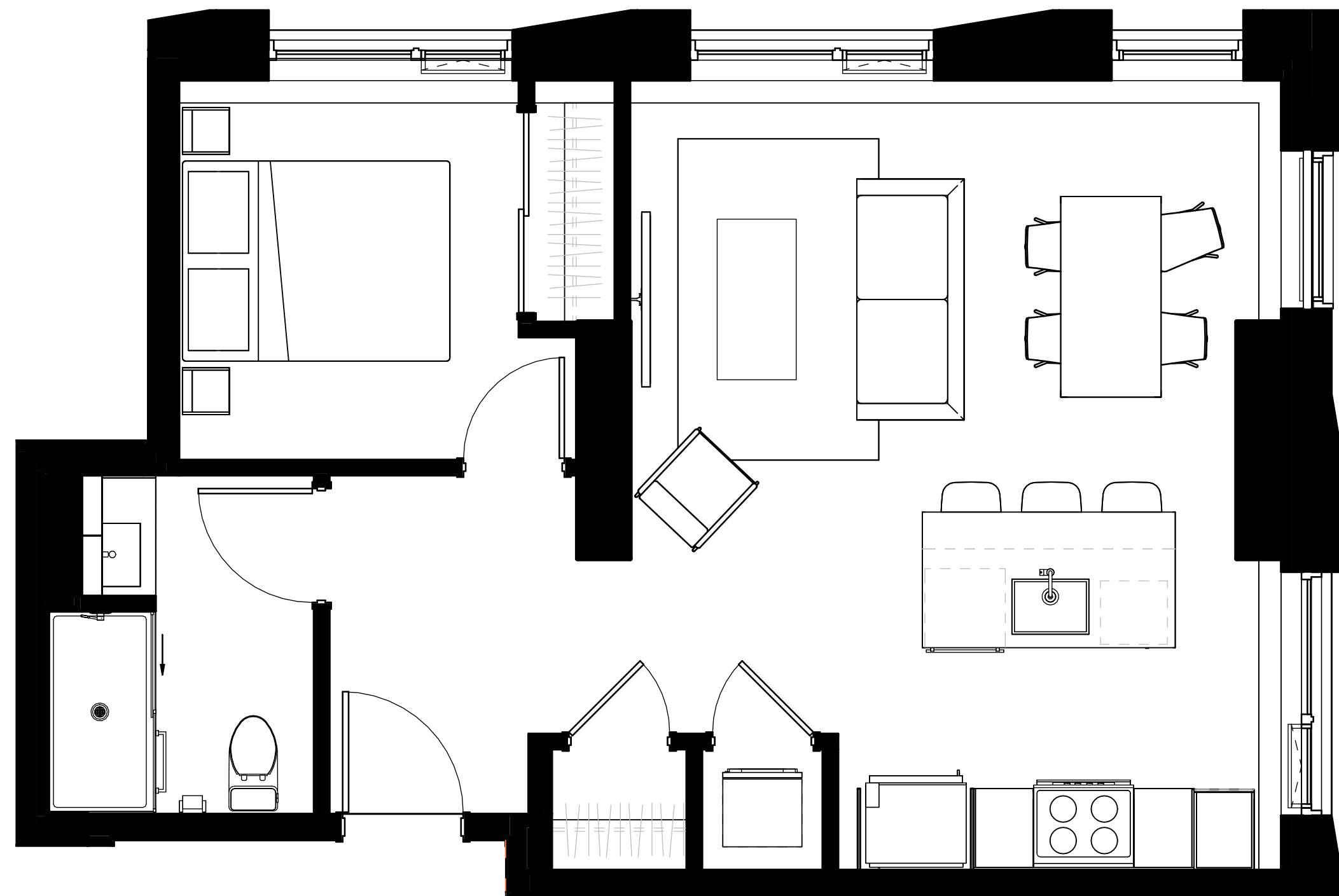


Boul. Marcel-Laurin

Boul. Henri-Bourassa

# CHAPITRE

## BOIS-FRANC



CUISINE  
10' - 6" X 9' - 3"

SALLE À MANGER  
7' - 4" X 10' - 2"

SALON  
8' - 4" X 11' - 4"

CHAMBRE  
8' - 11" X 8' - 5"

SALLE DE BAIN (DOUCHE)  
6' - 7" X 8' - 5"

ENTRÉE  
4' - 11" X 5' - 5"

3 1/2

étage  
0<sup>e</sup>

unité  
30

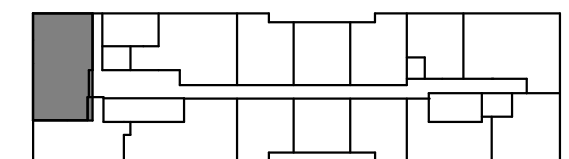
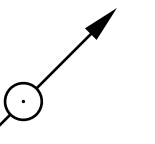


675 pi ca

Plafond 9'

Aire ouverte

Orientation  
Sud-Ouest

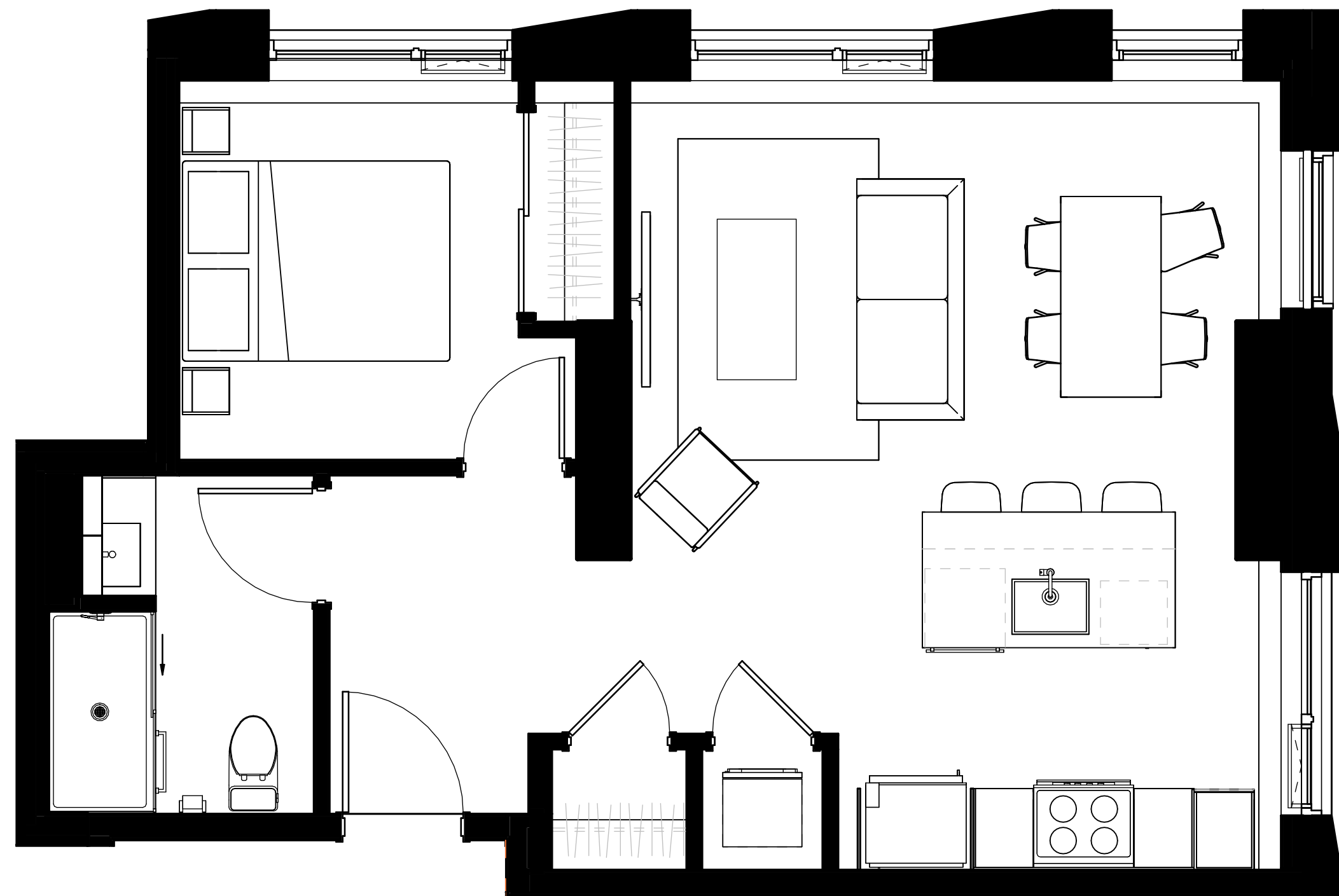


Boul. Marcel-Laurin

Boul. Henri-Bourassa

# CHAPITRE

## BOIS-FRANC



CUISINE  
10' - 6" X 9' - 3"

SALLE À MANGER  
7' - 4" X 10' - 2"

SALON  
8' - 4" X 11' - 4"

CHAMBRE  
8' - 11" X 8' - 5"

SALLE DE BAIN (DOUCHE)  
6' - 7" X 8' - 5"

ENTRÉE  
4' - 11" X 5' - 5"

BALCON  
0' - 0" X 0' - 0"

3 1/2

étage  
0<sup>e</sup>

unité  
30



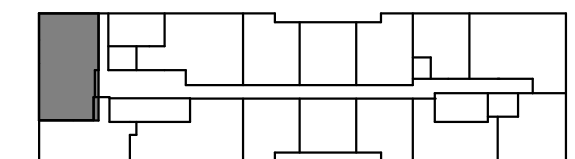
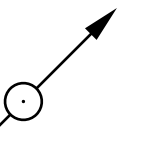
675 pi ca

Plafond 9'

Aire ouverte

Balcon

Orientation  
Sud-Ouest



Boul. Marcel-Laurin

Boul. Henri-Bourassa

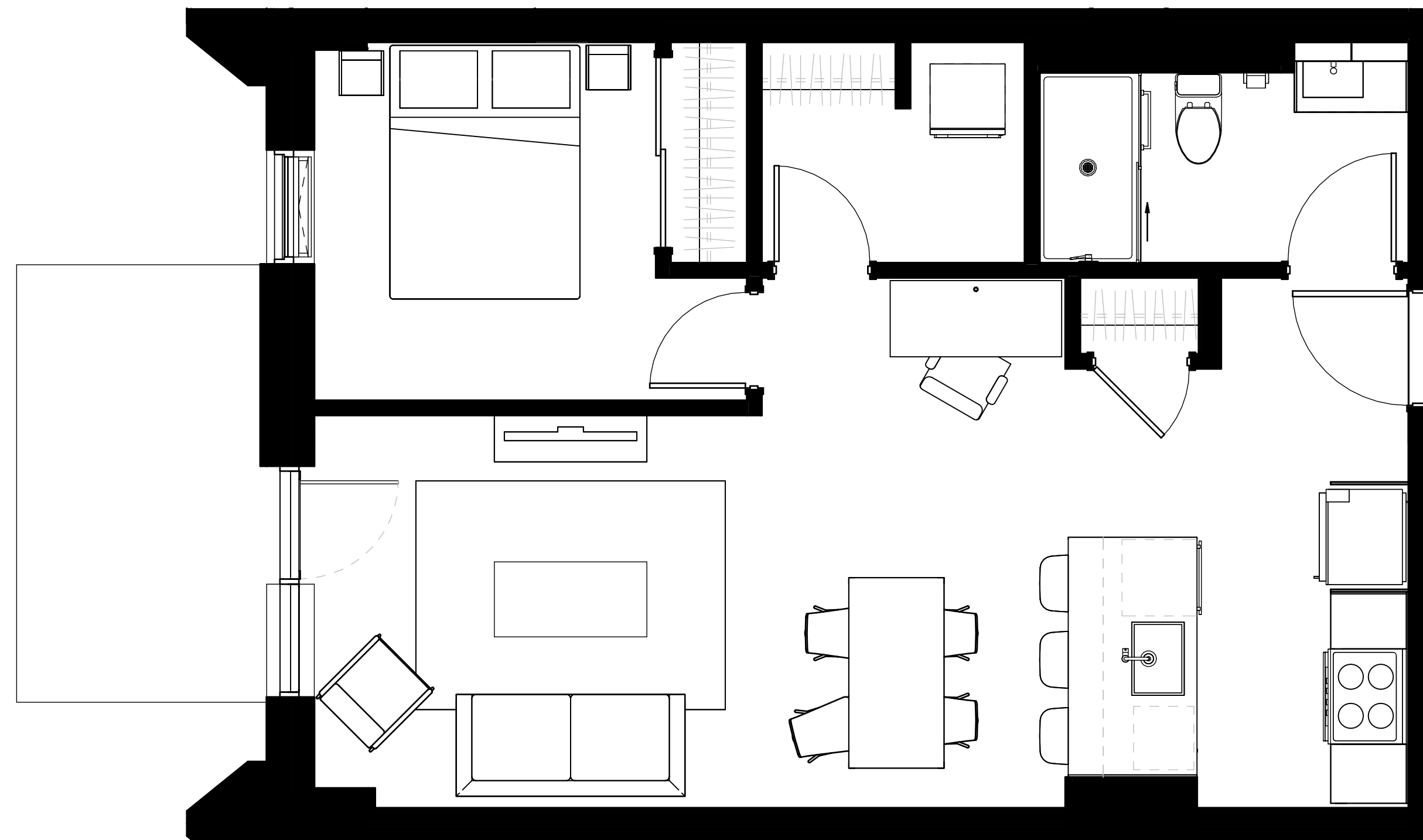
# CHAPITRE

## BOIS-FRANC

3 1/2  
+DEN

étage  
0<sup>e</sup>

unité  
3AA.1



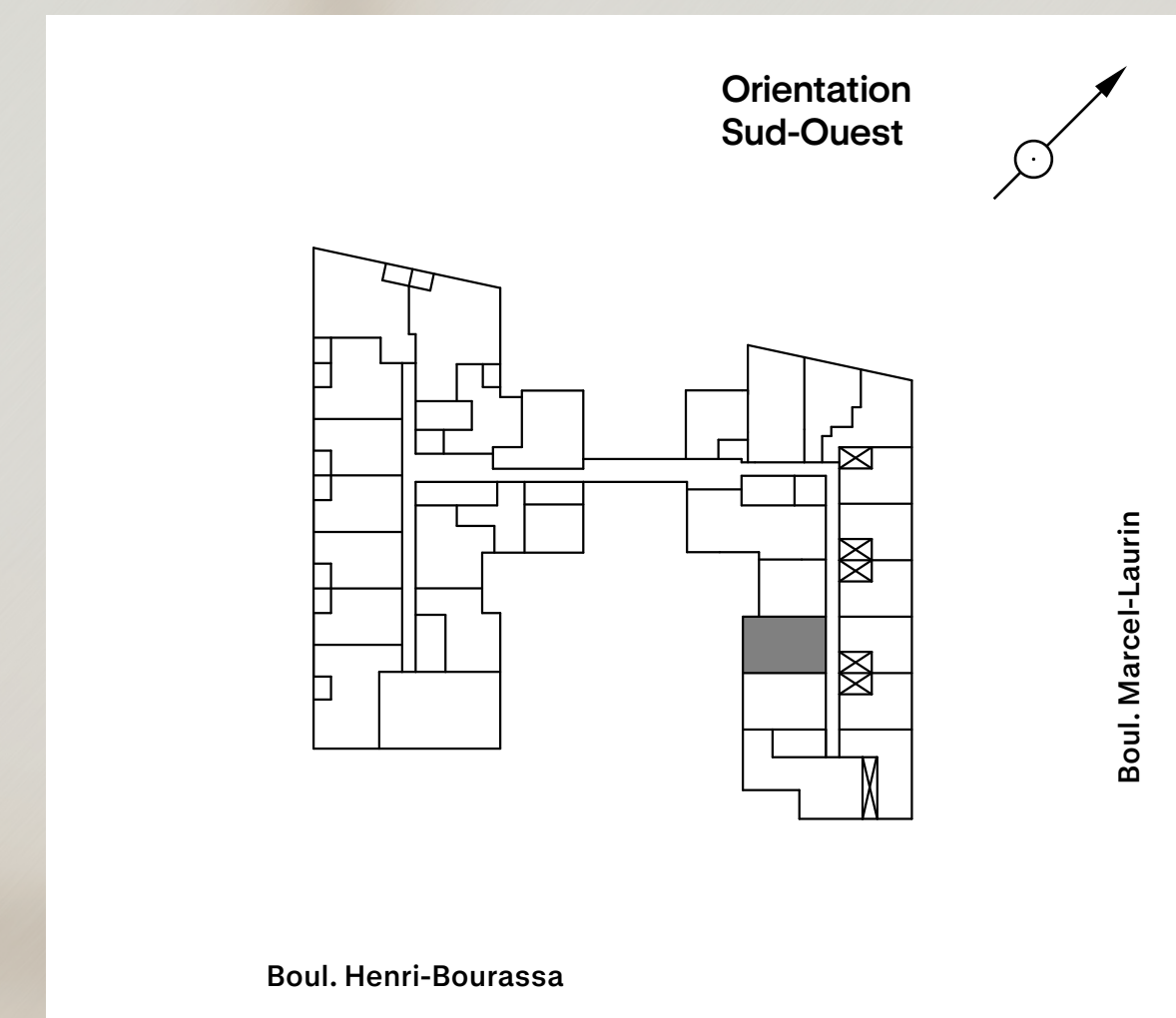
  
645 pi ca

Plafond 9'  
Aire ouverte  
Espace bureau

Salle de lavage / Rangement  
Terrasse

CUISINE 8'-11" X 8'-7"    SALLE À MANGER 9'-0" X 10'-4"    SALON 10'-9" X 10'-4"    CHAMBRE 9'-0" X 9'-5"    SALLE DE BAIN (DOUCHE) 9'-8" X 5'-0"    ENTRÉE 4'-11" X 5'-4"    SALLE DE LAVAGE/RANGEMENT 6'-11" X 5'-10"    TERRASSE 6'-7" X 11'-6"

Plan à titre indicatif. Les dimensions, la superficie brute, aménagements et éléments illustrés sont approximatifs et sujets à modifications sans préavis.



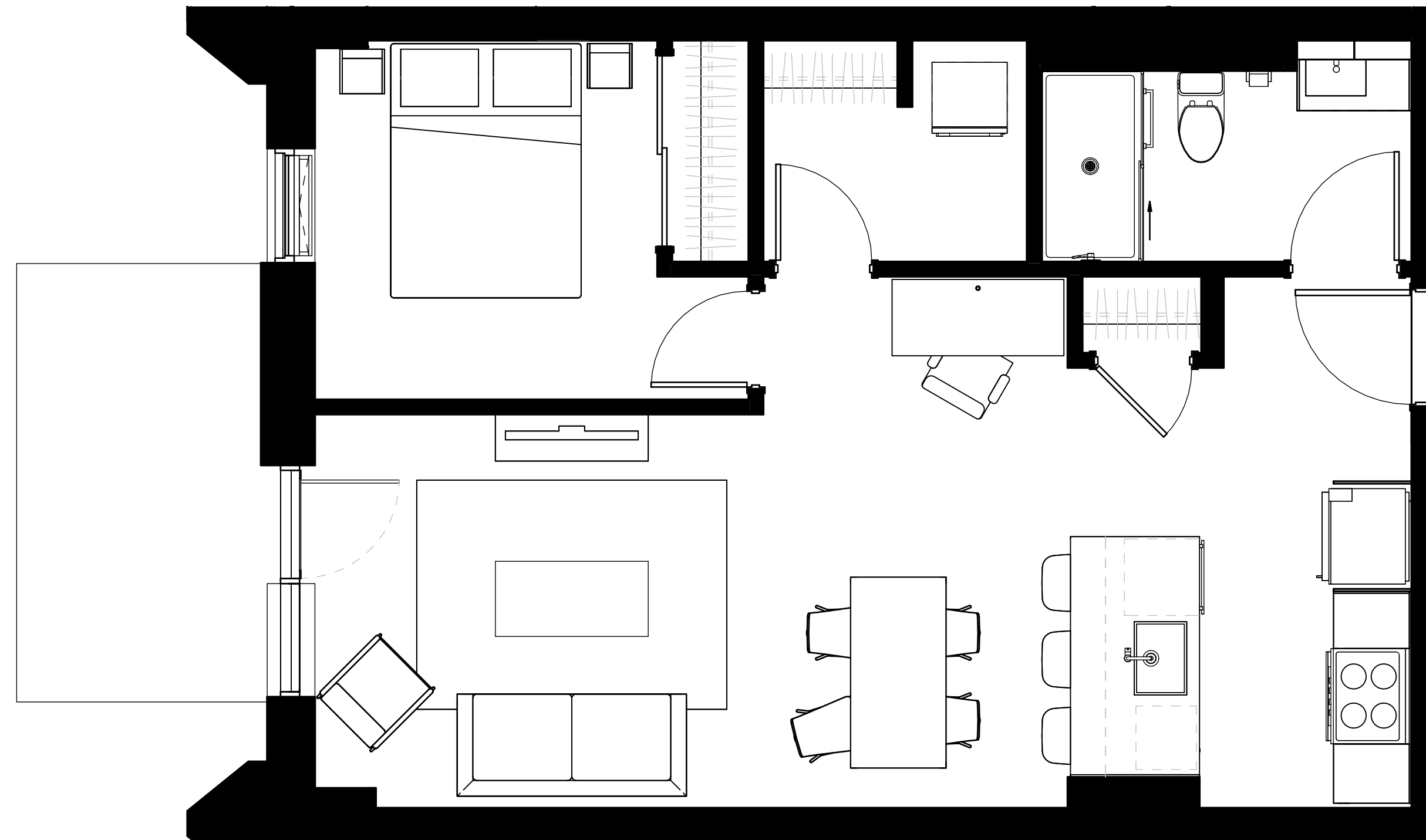
# CHAPITRE

## BOIS-FRANC

3 1/2  
+DEN

étage  
0<sup>e</sup>

unité  
3AA.1



CUISINE  
8'-11" X 8'-7"

SALLE À MANGER  
9'-0" X 10'-4"

SALON  
10'-9" X 10'-4"

CHAMBRE  
9'-0" X 9'-5"

SALLE DE BAIN (DOUCHE)  
9'-8" X 5'-0"

ENTRÉE  
4'-11" X 5'-4"

SALLE DE LAVAGE/RANGEMENT  
6'-11" X 5'-10"



645 pi ca

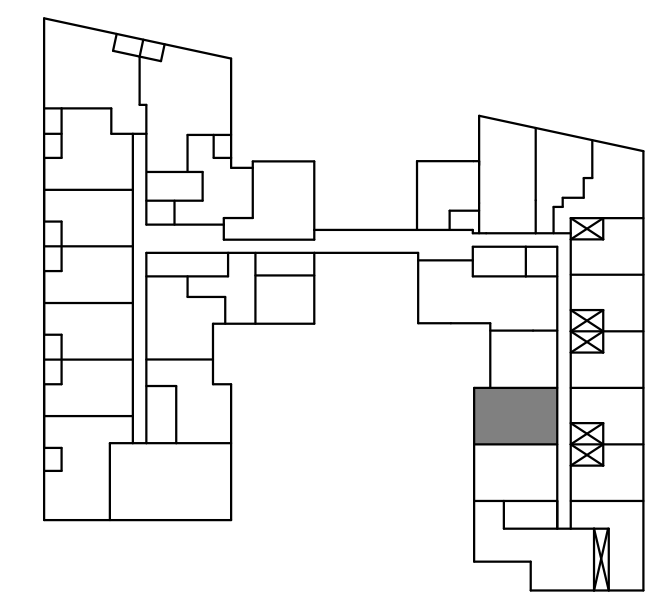
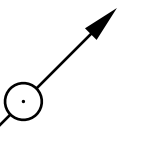
Plafond 9'

Aire ouverte

Espace bureau

Salle de lavage / Rangement

Orientation  
Sud-Ouest

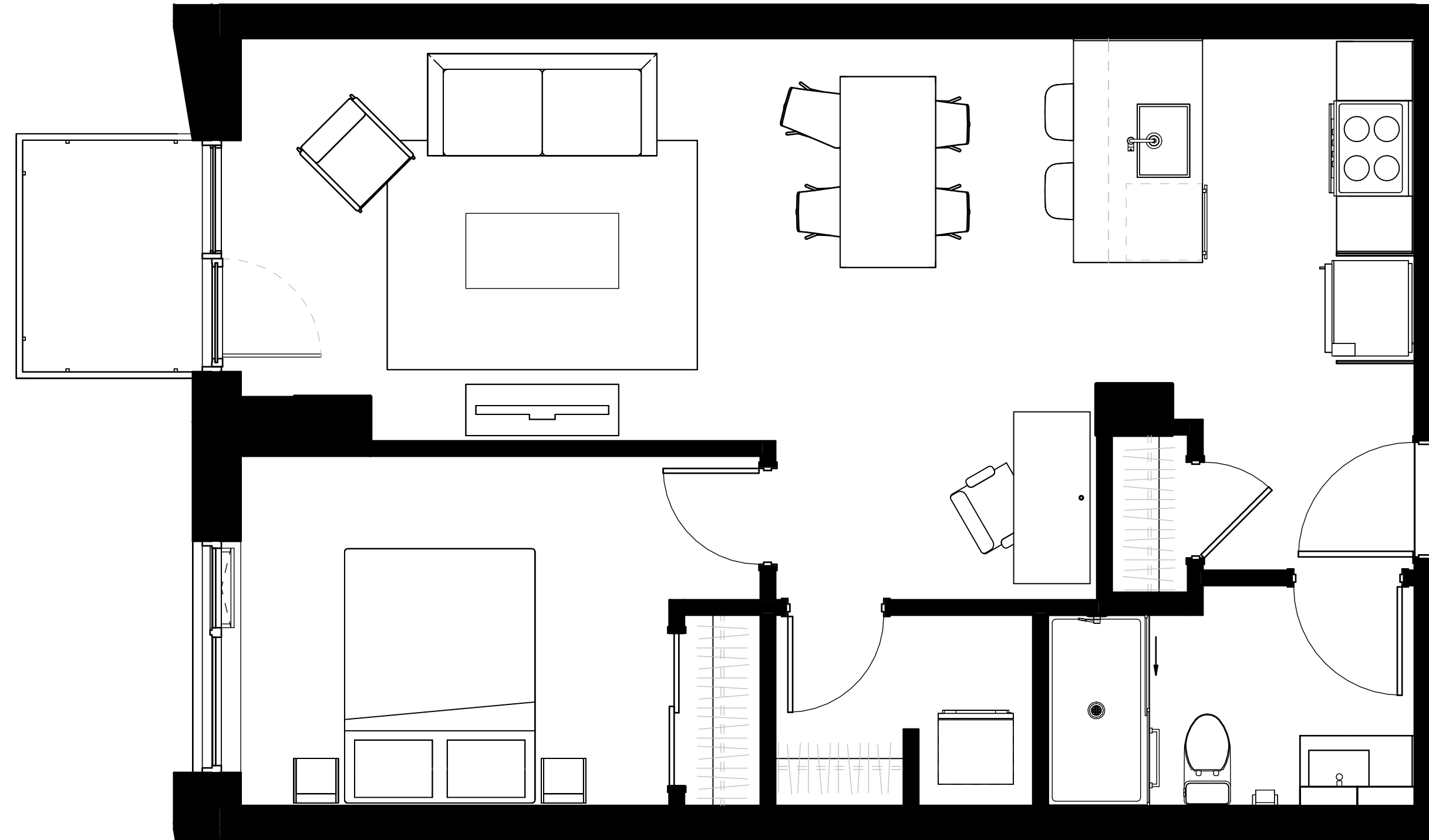


Boul. Marcel-Laurin

Boul. Henri-Bourassa

# CHAPITRE

## BOIS-FRANC



CUISINE  
8'-11" X 8'-6"

SALLE À MANGER  
9'-10" X 8'-6"

SALON  
12'-5" X 10'-7"

ESPACE BUREAU  
5'-6" X 5'-8"

CHAMBRE  
11'-3" X 9'-2"

SALLE DE BAIN (DOUCHE)  
9'-7" X 5'-9"

SALLE DE LAVAGE/RANGEMENT  
6'-9" X 5'-0"

ENTRÉE  
5'-7" X 5'-5"

BALCON  
4'-8" X 6'-1"

3 1/2  
+DEN

étage  
0<sup>e</sup>

unité  
3AA.2



695 pi ca

Plafond 9'

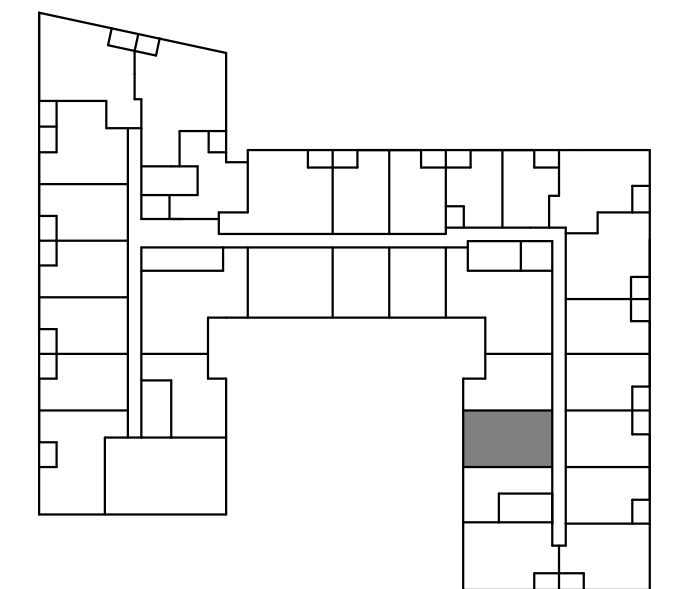
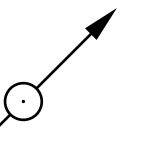
Aire ouverte

Espace bureau

Salle de lavage / Rangement

Balcon

Orientation  
Sud-Ouest



Boul. Marcel-Laurin

Boul. Henri-Bourassa

# CHAPITRE

## BOIS-FRANC

3 1/2  
+DEN

étage  
2<sup>e</sup>

unité  
222



635 pi ca

Plafond 9'

Aire ouverte

Espace bureau

Salle de lavage / Rangement

Juliette

CUISINE  
8'-6" X 8'-11"

SALLE À MANGER  
8'-0" X 10'-0"

SALON  
11'-9" X 10'-7"

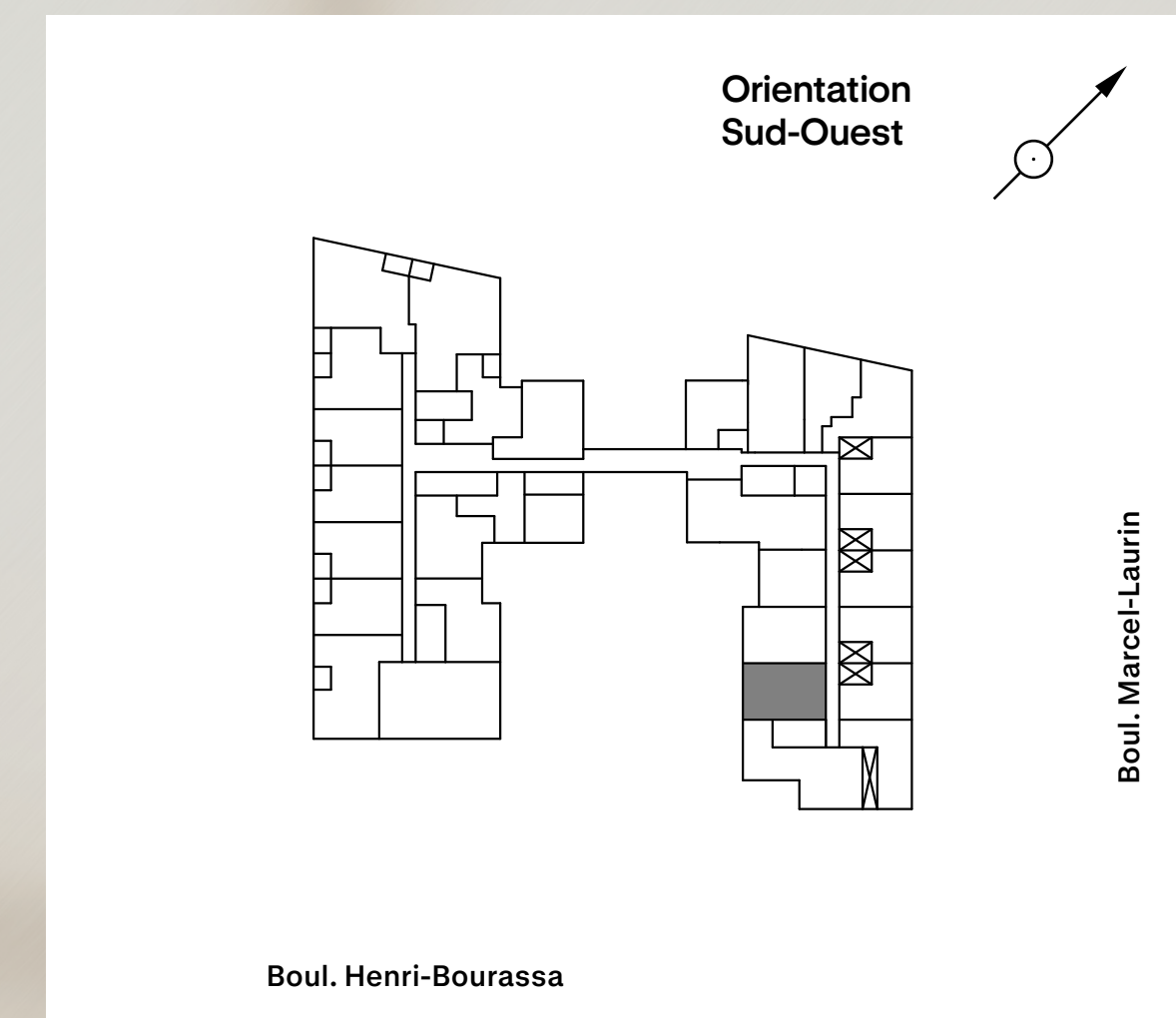
SALLE DE BAIN (DOUCHE)  
9'-8" X 5'-5"

ENTRÉE  
5'-0" X 4'-11"

CHAMBRE  
11'-9" X 11'-0"

ESPACE BUREAU  
8'-0" X 3'-10"

SALLE DE LAVAGE/RANGEMENT  
6'-8" X 5'-4"



# CHAPITRE

## BOIS-FRANC



CUISINE  
11'-7" X 10'-8"

SALLE À MANGER  
10'-8" X 7'-7"

SALON  
12'-0" X 9'-0"

ESPACE BUREAU  
4'-8" X 3'-7"

CHAMBRE  
9'-10" X 9'-7"

SALLE DE BAIN (DOUCHE)  
7'-5" X 9'-7"

ENTRÉE  
6'-10" X 6'-3"

3 1/2  
+DEN

étage  
0<sup>e</sup>

unité  
3BB



690 pi ca

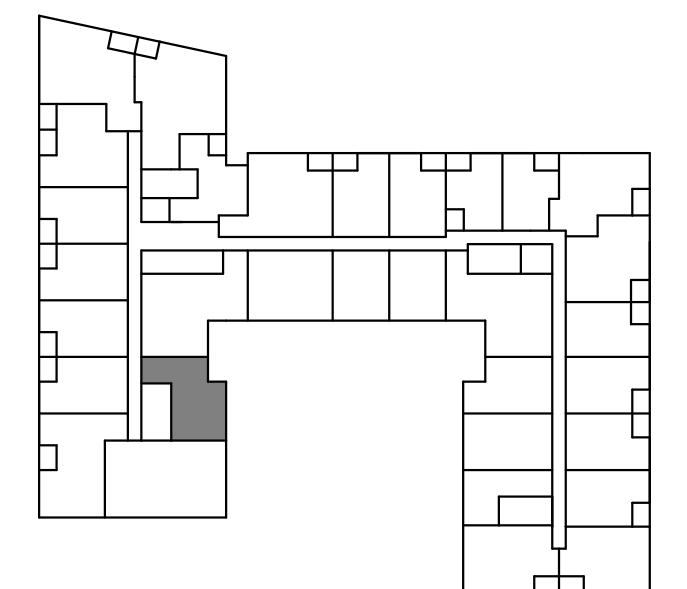
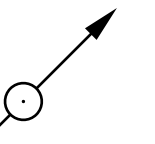
Plafond 9'

Aire ouverte

Espace bureau

Juliette

Orientation  
Nord-Est



Boul. Marcel-Laurin

Boul. Henri-Bourassa

# CHAPITRE

## BOIS-FRANC



CUISINE  
11'-7" X 10'-8"

SALLE À MANGER  
10'-8" X 7'-7"

SALON  
12'-0" X 9'-0"

ESPACE BUREAU  
4'-8" X 3'-7"

CHAMBRE  
9'-10" X 9'-7"

SALLE DE BAIN (DOUCHE)  
7'-5" X 9'-7"

ENTRÉE  
6'-10" X 6'-3"

3 1/2  
+DEN

étage  
0<sup>e</sup>

unité  
3BB



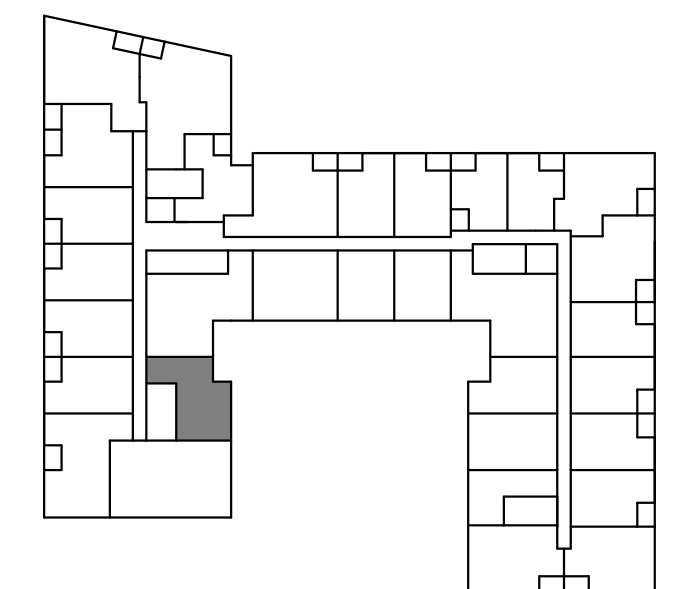
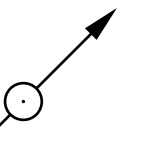
690 pi ca

Plafond 9'

Aire ouverte

Espace bureau

Orientation  
Nord-Est

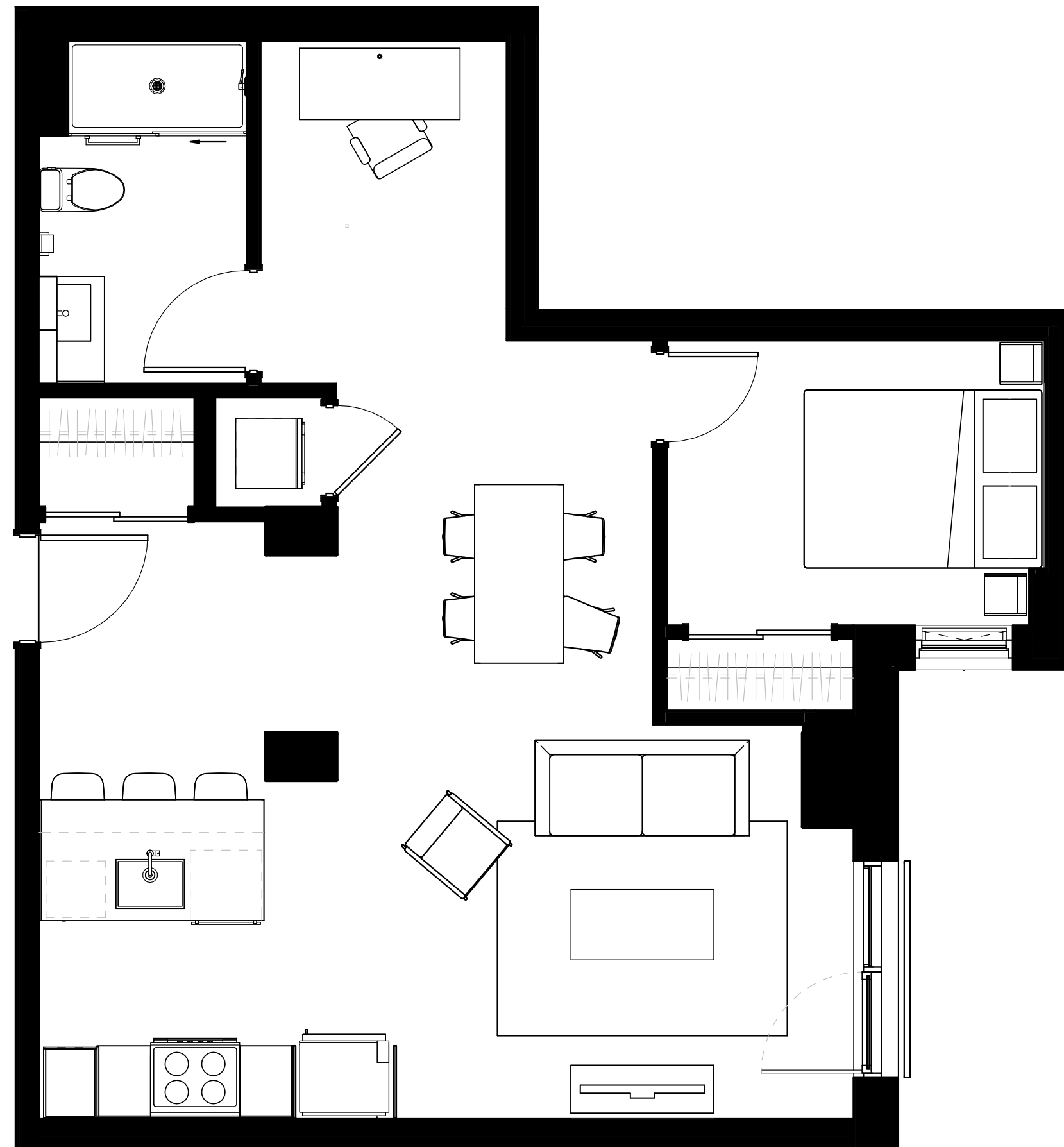


Boul. Marcel-Laurin

Boul. Henri-Bourassa

# CHAPITRE

## BOIS-FRANC



CUISINE  
10' - 0" X 10' - 10"

SALLE À MANGER  
8' - 10" X 10' - 9"

SALON  
12' - 10" X 11' - 1"

ESPACE BUREAU  
6' - 11" X 6' - 5"

CHAMBRE  
10' - 7" X 8' - 0"

SALLE DE BAIN (DOUCHE)  
5' - 10" X 9' - 7"

ENTRÉE  
6' - 4" X 5' - 11"

3 1/2  
+DEN

étage  
2<sup>e</sup>

unité  
206



720 pi ca

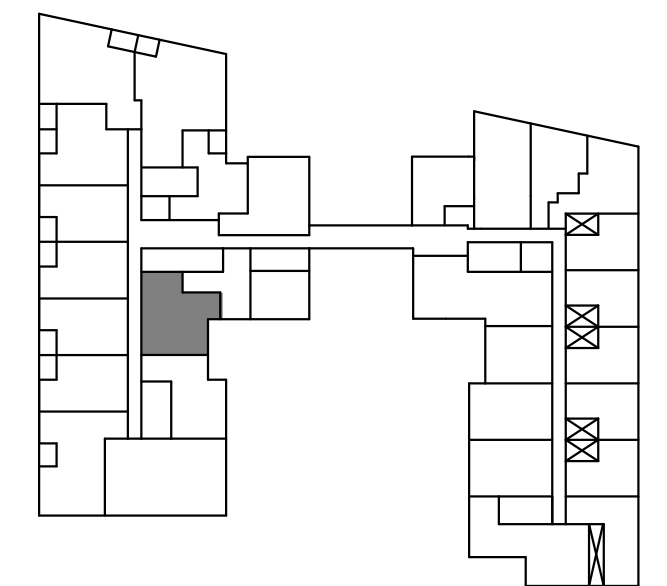
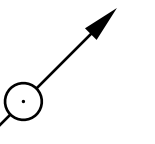
Plafond 9'

Aire ouverte

Espace bureau

Juliette

Orientation  
Nord-Est



Boul. Marcel-Laurin

Boul. Henri-Bourassa